

# Parks Condition Report



11) PARK FENCE REPAIRS



## Town of Lakeshore

Parks & Recreation Master Plan  
September, 2017

Prepared by

**Bezaire & Associates**

3514 Walker Rd. Unit 1A  
Windsor ON N8W 3S4

Landscape Architects | Planners | Land Use and Construction Mediators | Project Management |



# 1) St. Clair Shores Park

## Park Features

GENERAL PARK CONDITION		PARK FEATURES			PLAY AREAS		FURNISHINGS		STRUCTURES		PARKING		MISCELLANEOUS	
Poor		Park Sign		Play Equipment	Wood Benches	Amphitheatre	Street Parking		Park Lighting					
Fair		Park Rules Sign		Open Play Area	Steel Benches	Pavilion	On Site Parking		Barbecues					
Good		No Smoking Sign		Hard Surface Play Area	Tables	Gazebo	Recycle Parking		Flag Pole					
Very Good		Dog By Law Sign		Sports Facilities	Trash Receptacle	Snack Bar			Trees					
				Natural Features	Dog Waste Bags	Kitchen Facilities			Other Plantings					
				Skateboard Park	Recycle Station	Storage Facilities			Walking Paths					



SPORTS/PLAY FACILITIES		NATURAL ENVIRONMENT		PLAY EQUIPMENT		WALKING PATHS		NATURAL PLAY		TREES		TURF		PLANTING BEDS		RESIDENTIAL SCREENING	
C	Basketball Court	Within Park		OS	Play Structure	OS	Swing	OS	Accessible	OS	Existing Benches	OS	Need Trimming	OS	Need Mulch	OS	Existing
	Tennis Court	Adjacent to Park			Swing		Stile		Link		Need Maintenance Circle		Need Trimming		Need Weeds/Fabric Showing		Recommended
	Hard Surface Play Area	Linked to Park			Swing		Accessible		Opportunity to Link/Add		Approx. Quantity		Should More Be Planted		Should Be Added		
	Sand Volleyball	Link Could Be Added			Swing		Swing Pad		Surface Material		Condition						
	Soccer Field	Existing Water Access			Swing		Other		Condition								
	Baseball Diamond	Possible Water Access			Swing		Other		Safety Surface								
	Batting Cage				Swing		Other		Border								
	Baseball Outposts				Swing		Other		Scating In Area								
	Spectator Stands				Swing		Other										
	Totterlog Hill				Swing		Other										
	Exercise Equipment				Swing		Other										
	Skateboard Park				Swing		Other										

## Comments and Recommendations

### RECOMMENDATIONS

#### HIGH PRIORITY:

- 1) Install a curb or other border to contain the pea stone at the play structure. Pea stone on the asphalt is a safety issue.
- 2) Remove concrete at the surface in the grass area.
- 3) Add soil and landscaping around existing sign.

#### OTHER PRIORITIES:

- 4) a) Install concrete pads under trash receptacles.  
b) Install lids on trash receptacles to keep water, insects and rodents out.
- 5) Clean, weed and trim existing planting.
- 6) a) Replace trees that have died.  
b) Maintain mulched maintenance circles around existing trees.
- 7) Install concrete pads under all benches and trash receptacles.
- 8) a) Remove weeds from joints in concrete basketball surface.  
b) Remove rust and paint basketball backboards.  
c) Replace chain nets.
- 9) Repair opening in fence in south west corner.


### COMMENTS

- 1) Plant additional coniferous trees along the south and west edges of the park to buffer the highway noise and provide screening for the residences to the west.

### ACCESSIBILITY

- Add a border to contain pea stone in the play area to keep it off the asphalt sidewalk.
- Add accessible seating and tables.
- Add accessible playground equipment such as a swing seat.
- Add enhanced signage.
- Locate site furnishings to make them accessible.

## Photographs



1) NO BORDER ON PEA STONE



2) CONCRETE IN TURF



3) SITE SIGN



4) TRASH RECEPTACLES



5) EXISTING PLANTING



6) EXISTING TREES



7) SITE FURNISHINGS



8) BASKETBALL COURT



9) OPENING IN FENCE



## 2) Leffler Peace Park

### Park Features

GENERAL PARK CONDITION	PARK FEATURES SIGNAGE	PLAY AREAS	FURNISHINGS	STRUCTURES	PARKING	MISCELLANEOUS
Poor	Park Sign	Play Equipment	Wood Benches	Amphitheatre	Street Parking	Park Lighting
Fair	Park Rules Sign	Open Play Area	Metal Benches	Pavilion	On Site Parking	Barbenques
Good	No Smoking Sign	Hard Surface Play Area	Tables	Gazebo	Bicycle Parking	Flag Pole
Very Good	Dog By Law Sign	Sports Facilities	Trash Receptacle	Snack Bar		Trees
		Natural Features	Dog Waste Bags	Kitchen Facilities		Other Plantings
		Skateboard Park	Dog Waste Receptacle	Storage Facilities		Walking Paths
			Recycle Station	Washrooms		



### Comments and Recommendations

#### RECOMMENDATIONS

##### HIGH PRIORITY:

- 1) Remove loose pieces of concrete from around parking lot light standards.
- 2) The east catch basin in the parking lot has sunk. Investigate and repair.
- 3) Pin the parking lot bumper to keep it in place and/or install knockdown bollards if vehicular access is needed.

##### OTHER PRIORITIES:

- 4) Add planting around site sign.
- 5) Remove concrete pad that is no longer needed since the removal of the fountain.
- 6) Repair holes in pavilion roof.
- 7) Install concrete pads under benches and trash receptacles.
- 8) Maintain mulched maintenance circles around all trees. Groups of trees can be mulched to make grass cutting easier. Trees are being severely damaged by maintenance equipment.
- 9) Swing frame has no swings and is showing some rust. Replace new with 1 accessible seat, 1 infant seat and 2 strap seats.
- 10) Remove weeds from pea stone and consider adding a border to keep stone out of grass.
- 11) Repair the tennis court fence as required.
  - a) Rust on bottom rails should be removed or replaced.
  - b) There are several fabric ties that have come undone.
  - c) The bottom rails have come out of the connectors in a few locations.

#### USER COMMENTS

- Tennis nets need a center strap.
- Two gates of surrounding fence are keyed different from each other. If ball goes over fence on 'other side' users have to walk all the way around to get it back.

#### ACCESSIBILITY

- Add accessible seating in park and picnic tables for pavilion.
- Improve access to washroom from parking lot and improve entrance into washroom.
- Ensure proper safety and accessibility requirements are met in washrooms i.e. safety grab bars, space requirements etc.
- Add accessible parking space close to park entrance.
- Add enhanced signage.
- Locate site furnishings to make them accessible

SPORTS/PLAY FACILITIES	NATURAL ENVIRONMENT	PLAY EQUIPMENT	WALKING PATHS	NATURAL PLAY	TREES	TURF	PLANTING BEDS	RESIDENTIAL SCREENING
Basketball Court	Within Park	Play Structure	Within Park (width)	Existing Berms	Need Trimming	Bare Areas	Need Trimming	Fencing
Tennis Court	Adjacent to Park	Swing	Linked	Other Features	Need Maintenance Circle	Drainage Issues	Need Mulch	Recommended
Hard Surface Play Area	Linked to Park	Slide	Opportunity to Link/Add	Opportunity	Approx. Quantity	East Catch Basins	Weedy Fabric Showing	
Sand Volleyball	Link Could Be Added		Surface Material		Should More Be Planted		Should Be Added	
Soccer Field	Existing Water Access		Condition					
Baseball Diamond	Possible Water Access							
Batting Cage								
Baseball Dugouts								
Spectator Stands								
Toboggan Hill								
Exercise Equipment								
Skateboard Park								

### Photographs



1) PARKING LOT LIGHTING



2) PARKING LOT CATCH BASIN



3) PARKING LOT BUMPER



4) SITE SIGN



5) CONCRETE PAD



6) PAVILION ROOF



7) BENCH



8) TREE GROUPINGS



9) SWINGS



10) PEA STONE



11) TENNIS COURT FENCING



# 3) Russel Woods Parkette

## Park Features

GENERAL PARK CONDITION	PARK FEATURES SIGNAGE	PLAY AREAS	FURNISHINGS	STRUCTURES	PARKING	MISCELLANEOUS
Poor	Park Sign	Play Equipment	Wood Benches	Amphitheatre	Street Parking	Park Lighting
Fair	Park Rules Sign	Open Play Area	Steel Benches	Pavilion	On Site Parking	Barbecues
Good	No Smoking Sign	Hard Surface Play Area	Tables	Gazebo	Bycycle Parking	Flag Pole
Very Good	Dog By-Law Sign	Sports Facilities	Trash Receptacle	Snack Bar	Trees	Other Plantings
		Natural Features	Dog Waste Receptacle	Kitchen Facilities	Walking Paths	
		Skateboard Park	Recycling Station	Storage Facilities		
				Washrooms		



SPORTS/PLAY FACILITIES	NATURAL ENVIRONMENT	PLAY EQUIPMENT	WALKING PATHS	NATURAL PLAY	TREES	TURF	PLANTING BEDS	RESIDENTIAL SCREENING
Basketball Court	Within Park	Play Structure	Within Park (width)	Existing Berms	Need Trimming	Bare Areas	Need Mulch	Existing
Tennis Court	Adjacent to Park	Swing	Linked	Other Features	Need Maintenance Circle	Drainage Issues	Needs Fabric Showings	Recommended
Hard Surface Play Area	Linked to Park	Slide	Opportunity to Link/Add	Opportunity	Approx. Quantity	Exist. Catch Basins	Should Be Added	
Sand Volleyball	Link Could Be Added	Accessible	Surface Material		Should More Be Planted			
Soccer Field	Existing Water Access	Splash Pad	Condition					
Baseball Diamond	Possible Water Access	Other						
Bunting Cage		Condition						
Baseball Dugouts		Safety Surface						
Spectator Stands		Border						
Toboggan Hill		Seating In Area						
Exercise Equipment								
Skateboard Park								

## Comments and Recommendations

### RECOMMENDATIONS

- 1) Straighten the bench and install a concrete pad or stone under to reduce maintenance.
- 2) Install a concrete pad under the bench.
- 3) Install concrete pads under the site furnishings at the south end.
- 4) Remove the existing tree leaning towards a house.
- 5) Clean the brush around the existing tree at the north end of the park.

### COMMENTS

Add trees, a path, play equipment and/ or a gazebo or similar seating. This parkette needs something to give it an identity.

### ACCESSIBILITY

- Add accessible pathway through park.
- Locate site furnishings to make them accessible.

## Photographs



1) NORTH BENCH LEANING



2) BENCH AT NORTH END



3) SOUTH END SITE FURNISHINGS



4) EXISTING TREE



5) BRUSH AT EXISTING TREE





# 5) Puce Road Lakefront Parkette

## Park Features

GENERAL PARK CONDITION	PARK FEATURES SIGNAGE	PLAY AREAS	FURNISHINGS	STRUCTURES	PARKING	MISCELLANEOUS
Poor	Park Sign	Play Equipment	Wood Benches	Amphitheatre	Street Parking	Park Lighting
Fair	Park Rules Sign	Open Play Area	Steel Benches	Pavilion	On Site Parking	Barbecues
Good	No Smoking Sign	Hard Surface Play Area	Tables	Gazebo	Bicycle Parking	Flag Pole
Very Good	Dog By-Law Sign	Sports Facilities	Trash Receptacle	Snack Bar	Trees	Other Plantings
		Natural Features	Dog Waste Bags	Kitchen Facilities	Walking Paths	
		Shateboard Park	Dog Waste Receptacle	Storage Facilities		
			Recycle Station	Washrooms		



SPORTS/PLAY FACILITIES	NATURAL ENVIRONMENT	PLAY EQUIPMENT	WALKING PATHS	NATURAL PLAY	TREES	TURF	PLANTING BEDS	RESIDENTIAL SCREENING
Basketball Court	Within Park	Play Structure	Within Park (width)	Existing Berms	Need Trimming	Bare Areas	Need Trimming	Existing
Tennis Court	Adjacent to Park	Swing	Linked	Other Features	Need Maintenance Circle	Drainage Issues	Need Mulch	Recommended
Hard Surface Play Area	Link to Park	Slide	Opportunity to Link/Add	Opportunity	Approx. Quantity	Exist. Catch Basins	Weeds/Fabric Showing	
Sand Volleyball	Link Could Be Added	Accessible	Surface Material		Should More Be Planted		Should Be Added	
Soccer Field	Existing Water Access	Play Structure	Condition					
Basketball Diamond	Possible Water Access	Swing						
Battering Cage		Slide						
Basketball Dugouts		Accessible						
Spectator Stands		Splash Pad						
Toboggan Hill		Other						
Exercise Equipment		Condition						
Shateboard Park		Safety Surface						
		Border						
		Seating In Area						

## Photographs



1) EXISTING SHRUBS



2) TRASH RECEPTACLE



3) PARKING AREA



GRAVEL PATH



BENCH



4) BIKE RACK/TRASH RECEPTACLE



5) PARK SIGN



6) TURF



7) DEBRIS ON BEACH

## Comments and Recommendations

### RECOMMENDATIONS

#### HIGH PRIORITY:

- 1) Remove grass and install mulch in a planting bed around existing shrubs and in maintenance circles around existing trees.
- 2) Install a lid on the trash receptacle to prevent water, insects and rodents from getting in.

#### OTHER PRIORITIES:

- 3) Spray to remove vegetation in existing parking area, stone path and around concrete bench pads.
- 4) Install stone or hard surface under bike rack and trash receptacle to reduce wear on turf and to ease maintenance.
- 5) Planting and a mulched bed around the site sign would enhance the sign and make turf maintenance easier.
- 6) The grass is very thin in spots. Topdress and overseed thin areas.

### COMMENTS

- 7) Debris is collecting on the beach. This area should be maintained on an ongoing basis.

### ACCESSIBILITY

- Add accessible seating and an accessible picnic table on a hard surface.



# 6) Centennial Park

## Park Features

GENERAL PARK CONDITION	PARK FEATURES SIGNAGE	PLAY AREAS	FURNISHINGS	STRUCTURES	PARKING	MISCELLANEOUS
Poor	Park Sign	Play Equipment	Wood Benches	Amphitheatre	Street Parking	Park Lighting
Fair	Park Rules Sign	Open Play Area	Steel Benches	Pavilion	On Site Parking	Barbecues
Good	No Smoking Sign	Hard Surface Play Area	Tables	Gazebo	Bicycle Parking	Flag Pole
Very Good	Dog By-Law Sign	Sports Facilities	Trash Receptacle	Snack Bar		Trees
		Natural Features	Dog Waste Bags	Kitchen Facilities		Other Plantings
		Shateboard Park	Dog Waste Receptacle	Storage Facilities		Walking Paths
			Recycle Station	Washrooms		

SPORTS/PLAY FACILITIES	NATURAL ENVIRONMENT	PLAY EQUIPMENT	WALKING PATHS	NATURAL PLAY	TREES	TURF	PLANTING BEDS	RESIDENTIAL SCREENING
Basketball Court	Within Park	Play Structure	Within Park (width)	Existing Benches	Need Trimming	Bare Areas	Need Trimming	Existing
Tennis Court	Adjacent to Park	Swing	Linked	Other Features	Need Maintenance Circle	Drainage Issues	Need Mulch	Recommended
Hard Surface Play Area	Linked to Park	Stifle	Opportunity to Link/Add	Opportunity	Approx. Quantity	Exist. Catch Basins	Weeds/Fabric Showing	
Sand Volleyball	Link Could be Added	Accessible	Surface Material		Should More be Planted		Should be Added	
Soccer Field	Existing Water Access	Splash Pad	Condition					
Baseball Diamond	Possible Water Access	Other						
Baseball Dugouts		Safety Surface						
Spectator Stands		Border						
Toboggan Hill		Seating In Area						
Exercise Equipment								
Shateboard Park								



## Comments and Recommendations

### RECOMMENDATIONS

#### HIGH PRIORITY:

- 1) Repair area where asphalt has sunk. Remove weeds from and fill/seal cracks in asphalt.
- 2) A section of fence was removed when the site sign was installed leaving two ends of the top rail uncapped and extending past the post. If the fence is not being re-installed, cut pack the top rails and install end caps.
- 3) Fill the joints in the concrete. Remove rust on the backboards and paint.
- 4) Catch basins in both parking lots have sunk. Investigate and repair. Fill and seal the cracks in the asphalt. Secure or remove bollards that have been tipped over. Install knockdown bollards if required.
- 5) Re-install the downspout on the building in the north west corner of the park. Remove weeds in concrete.
- 6) Replace the rusting backrest or the entire bench with a metal bench to match others on a concrete pad.
- 7) Install asphalt under play structure accessible ramp and connect it to the asphalt path.
- 8) Install a concrete pad under the trash receptacles.
- 9) Remove the pile of concrete along the west fence.
- 10) Remove the rotting railroad tie along the west fence.

## Photographs



1) ASPHALT PATH



2) FENCE POST AT SITE SIGN



3) BASKETBALL COURT



4) CB IN WEST PARKING LOT



5) STORAGE BUILDING



6) BOLLARDS AT WEST PARKING LOT



7) CB IN SOUTH PARKING LOT



8) TRASH RECEPTACLES



6) BENCH



7) RAMP TO PLAY STRUCTURE



9) CONCRETE



10) RAILROAD TIE

# 6) Centennial Park


## Photographs



11) EAST PAVILION



WEST PAVILION



PAVEMENT JOINTS



POSTS



12) PAINTED BOLLARDS



13) EXISTING TREES



TRUNK DAMAGE



DYING TREE



14) PEA STONE



15) FENCE



16) BASEBALL DIAMONDS



17) PARK SIGNS

## Comments and Recommendations

### RECOMMENDATIONS

#### OTHER PRIORITIES:

- 11) Remove weeds and fill joints between asphalt and concrete and ensure the two meet without a tripping hazard.
- 12) Remove rust and paint bollards at south park entrance.
- 13) Remove steel support stakes that are no longer required. Grass cutting equipment is wounding the bottom of trees. This will eventually kill the tree. Install and maintain maintenance circles around existing trees. Remove the tree that is dying in the area of the south baseball diamond.
- 14) Remove weeds from pea stone safety surface. Rototill stone to reduce compaction and test to ensure it still protects for the fall height of the play structure.
- 15) Many of the fence posts are bent and rusting. Repair or replace the fence as required.
- 16) When wood bleachers are replaced, install on a stone or asphalt surface a little farther away from the fence to allow for grass cutting. Install yellow safety pipe on top of fences. Install concrete pads under trash receptacles. Install asphalt at the entrances to dugouts where turf is worn. Remove grass from between infield and fences or backstop. Replace bottom boards on backstops to protect fence and contain surface material.

### COMMENTS

- 17) Align signs on fence in a neater arrangement.

### ACCESSIBILITY

- Repair low areas and cracks in asphalt pathway and remove weeds to improve wheelchair accessibility.
- Install asphalt pathway to accessibility ramp of play structure.
- Ensure proper safety and accessibility requirements are met in washrooms i.e. safety grab bars, door handle height, space requirements etc.
- Ensure that all site furnishings are accessible.
- Add an accessible swing in the playground area and a hard surface path for access.



# 7) River Downs Park

## Park Features



GENERAL PARK CONDITION	PARK FEATURES SIGNAGE	PLAY AREAS	FURNISHINGS	STRUCTURES	PARKING	MISCELLANEOUS	SPORTS/PLAY FACILITIES	NATURAL ENVIRONMENT	PLAY EQUIPMENT	WALKING PATHS	NATURAL PLAY	TREES	TURF	PLANTING BEDS	RESIDENTIAL SCREENING
Poor Fair Good Very Good	Park Sign Park Rules Sign No Smoking Sign Dog By-Law Sign	Play Equipment Open Play Area Hard Surface Play Area Sports Facilities Natural Features Skateboard Park	Wood Benches Steel Benches Tables Trash Receptacle Dog Waste Bags Dog Waste Receptacle Recycle Station	Amphitheatre Pavilion Gazebo Snack Bar Kitchen Facilities Storage Facilities Washrooms	Street Parking On Site Parking Bicycle Parking	Park Lighting Barbecues Flag Pole Trees Other Plantings Walking Paths	Basketball Court Tennis Court Hard Surface Play Area Sand Volleyball Soccer Field Baseball Diamond Batting Cage Baseball Dugouts Spectator Stands Toboggan Hill Exercise Equipment Skateboard Park	Within Park Adjacent to Park Linked to Park Link Could Be Added Existing Water Access Possible Water Access	Play Structure Swing Slide Accessible Splash Pad Other Condition Safety Surface Border Seating In Area	Within Park (width) Linked Opportunity to Link/Add Surface Material Condition	Existing Benches Other Features Opportunity	Need Trimming Need Maintenance Circle Approx. Quantity Should More Be Planted	Bare Areas Drainage Issues Exist. Catch Basins	Need Trimming Need Mulch Weeds/Fabric Showing Should Be Added	Existing Recommended
									11	10					

## Photographs



1) ASPHALT PATHWAY



2) RESIDENTS' BENCHES



3) WEEDS IN PEA STONE



4) SITE SIGN



5) EXISTING TREES



7) STORM WATER POND



6) TRASH RECEPTACLES



## Comments and Recommendations

### RECOMMENDATIONS

#### HIGH PRIORITY:

- 1) Remove weeds, fill and seal cracks in asphalt. Repair low areas.
- 2) Install metal benches on concrete pads around the pond.

#### OTHER PRIORITIES:

- 3) Remove weeds from the pea stone safety surface.
- 4) Install a planting bed to enhance site sign and reduce maintenance.
- 5) Maintain maintenance circles around trees to reduce injury from maintenance equipment. Remove tree stakes and wire after the first year. Wire not removed will eventually kill the tree.
- 6) Install a concrete pad under the trash receptacles. Install lids on trash receptacles.

### COMMENTS

- 7) The spit of land jutting out into the pond seems unsafe. As well on the day of the site visit, it was covered in goose droppings and not walkable. The bench at the end is not safe

### ACCESSIBILITY

- Add accessible pathways into the park from the streets and to bench at play structure.
- Add accessible seating and an accessible picnic table on a hard surface

# 8) Oakwood Park

## Park Features



GENERAL PARK CONDITION		PARK FEATURES SIGNAGE		PLAY AREAS		FURNISHINGS		STRUCTURES		PARKING		MISCELLANEOUS	
Poor		Park Sign		Play Equipment	Wood Benches	Amphitheatre	Street Parking	Park Lighting					
Fair		Park Rules Sign		Open Play Area	Steel Benches	Pavilion	On Site Parking	Barbecues					
Good		No Smoking Sign		Hard Surface Play Area	Tables	Gazebo	Boys/Girls Parking	Flag Pole					
Very Good		Dog By-Law Sign		Sports Facilities	Trash Receptacle	Snack Bar		Trees					
				Natural Features	Dog Waste Bags	Kitchen Facilities		Other Plantings					
				Skateboard Park	Dog Waste Receptacle	Storage Facilities		Walking Paths					
					Recycle Station	Washrooms							

SPORTS/PLAY FACILITIES		NATURAL ENVIRONMENT		PLAY EQUIPMENT		WALKING PATHS		NATURAL PLAY		TREES		TURF		PLANTING BEDS		RESIDENTIAL SCREENING	
Baseball Court		Within Park		Play Structure	Within Park (width)	Existing Berms	Need Trimming	Bare Areas	Need Trimming	Existing							
Tennis Court		Adjacent to Park		Swing	Unknd	Other Features	Need Maintenance Circle	Drainage Issues	Need Mulch	Recommended							
Hard Surface Play Area		Unknd to Park		Slide	Opportunity to Link/Add	Opportunity	Approx. Quantity	Fast Catch Basins	Weeds/Fabric Showing								
Sand Volleyball		Unknd Could Be Added		Accessible	Surface Material		Should More Be Planted		Should Be Added								
Soccer Field		Existing Water Access		Splash Pad	Condition												
Baseball Diamond		Possible Water Access		Other	Safety Surface												
Batting Cage				Condition	Border												
Baseball Dugouts				to Safety Surface	Seating In Area												
Spectator Stands																	
Toboggan Hill																	
Exercise Equipment																	
Skateboard Park																	

## Comments and Recommendations

### RECOMMENDATIONS

- 1) Add a planting bed around the existing site sign.
- 2) Trim plants and remove weeds in existing planting.
- 3) Maintain maintenance circles around existing trees to prevent damage from grass cutting equipment.
- 4) Install a concrete pad under and in front of benches.
- 5) Install concrete pad under and in front of benches.
- 6) Remove weeds from pea stone safety surface.
- 7) Remove and replace dead tree.

### ACCESSIBILITY

- Add accessible pathway from municipal sidewalk, through and around the park and to site furnishings
- Add accessible seating. Accessible picnic table on a hard surface.
- Add an accessible swing and pathway for access.

## Photographs



1) PARK SIGN



2) EXISTING PLANTING



3) EXISTING TREES



6) WEEDS IN PEA STONE



7) DEAD TREE



4) TRASH RECEPTACLES



5) BENCH



# 9) River Ridge Park

## Park Features

GENERAL PARK CONDITION	PARK FEATURES SIGNAGE	PLAY AREAS	FURNISHINGS	STRUCTURES	PARKING	MISCELLANEOUS
Poor	Park Sign	Play Equipment	Wood Benches	Amphitheatre	Street Parking	Park Lighting
Fair	Park Rules Sign	Open Play Area	Steel Benches	Pavilion	On Site Parking	Barbecues
Good	No Smoking Sign	Hand Surface Play Area	Tables	Gazabo	Recycle Parking	Flag Pole
Very Good	Dog By-Law Sign	Sports Facilities	Trash Receptacle	Snack Bar		Trees
		Natural Features	Dog Waste Receptacle	Kitchen Facilities		Other Plantings
		Skateboard Park	Recycle Station	Storage Facilities		Walking Paths
				Washrooms		

SPORTS/PLAY FACILITIES	NATURAL ENVIRONMENT	PLAY EQUIPMENT	WALKING PATHS	NATURAL PLAY	TREES	TURF	PLANTING BEDS	RESIDENTIAL SCREENING
Basketball Court	With in Park	Play Structure	With in Park (width)	Existing Berms	Need Trimming	Bare Areas	Need Trimming	Existing
Tennis Court	Adjacent to Park	Swing	Linked	Other Features	Need Maintenance Circle	Drainage Issues	Need Mulch	Recommended
Hard Surface Play Area	Linked to Park	Slide	Opportunity to Link/Add	Opportunity	Approx. Quantity	Exist. Catch Basins	Weeds/Fabric Showing	
Sand Volleyball	Link Could Be Added	Accessible	Surface Material		Should More Be Planted		Should Be Added	
Soccer Field	Existing Water Access	Splash Pad	Condition					
Baseball Diamond	Possible Water Access	Other						
Batting Cage		Safety Surface						
Baseball Dugouts		Border						
Spectator Stands		Seating In Area						
To boggan Hill								
Exercise Equipment								
Skateboard Park								



## Comments and Recommendations

### RECOMMENDATIONS

- 1) Add planting to enhance site sign.
- 2) Replace the dead tree by the play structure.
- 3) Install a concrete pad under the trash receptacles. Install lids on trash receptacles.
- 4) Extend the wood fence to match the recently installed fence for the subdivision to close off the north end of the park.
- 5) These bollards should be removed or moved back into place. Install knockdown bollards if required to keep vehicles on the parking lot. Overseed the turf at the curb cut. Install a 10' wide asphalt path to join the path at the north end. This would provide paved access to the soccer fields for maintenance equipment and reduce wear on the turf at this point.
- 6) Remove pieces of concrete at the surface of the grass.
- 7) The newly planted trees at the play structure are struggling. Install and maintain a mulched maintenance circle around the trees. All new trees planted should be put on a watering program for at least the first year.
- 8) Topdress and overseed the thin turf areas throughout the park.

### COMMENTS

- 10) Plant a staggered row of trees on both sides of the asphalt path to shade the path and provide some buffering to the homes being built north of the park.
- 11) Consider the agreement to allow this type of activity in the park. Provide protection and warning regarding the activity.
- 12) This should be the standard for all installations of picnic tables in parks. It reduces maintenance and damage to the tables. Securing them to the concrete prevents them from being moved around the park and becoming a safety concern when brought into the safety area of a play structure.

### ACCESSIBILITY

- Extend accessible pathway from parking lot, through and around the park and to site furnishings.
- Add a pathway to the accessible swing and add an accessible picnic table.

## Photographs



1) PARK SIGN



2) DEAD TREE



3) TRASH RECEPTACLES



4) WOOD FENCE



5) PARKING LOT



6) CONCRETE IN TURF



9) THIN GRASS



10) WALKING PATH



11) JAVELIN TROW INTO PARK FROM SCHOOL



7) STRUGGLING TREE



12) BENCH ON CONC. PAD

# 10) Renaud Line Lakefront Parkette

## Park Features

GENERAL PARK CONDITION	PARK FEATURES SIGNAGE	PLAY AREAS	FURNISHINGS	STRUCTURES	PARKING	MISCELLANEOUS
Poor	Park Sign	Play Equipment	Wood Benches	Amphitheatre	Street Parking	Park Lighting
Fair	Park Rules Sign	Open Play Area	Steel Benches	Pavilion	On Site Parking	Barbecues
Good	No Smoking Sign	Hard Surface Play Area	Tables	Gazebo	Recycle Station	Flag Pole
Very Good	Dog By-Law Sign	Sports Facilities	Trash Receptacle	Snack Bar	Recycle Station	Trees
		Natural Features	Dog Waste Bags	Kitchen Facilities	Recycle Station	Other Plantings
		Shateboard Park	Dog Waste Receptacle	Storage Facilities	Recycle Station	Walking Paths

SPORTS/PLAY FACILITIES	NATURAL ENVIRONMENT	PLAY EQUIPMENT	WALKING PATHS	NATURAL PLAY	TREES	TURF	PLANTING BEDS	RESIDENTIAL SCREENING
Basketball Court	Within Park	Play Structure	Within Park (width)	Existing Berms	Need Trimming	Bare Areas	Need Trimming	Existing
Tennis Court	Adjacent to Park	Swing	Linked	Other Features	Need Maintenance Circle	Drainage Issues	Need Mulch	Recommended
Hard Surface Play Area	Link to Park	Slide	Opportunity to Link/Add	Opportunity	Approx. Quantity	Exst. Catch Basins	Weeds/Fabric Showing	
Sand Volleyball	Link Could Be Added	Accessible	Surface Material		Should More Be Planted		Should Be Added	
Soccer Field	Existing Water Access	Other	Condition					
Basketball Diamond	Possible Water Access	Splash Pad						
Battering Cage		Other						
Basketball Digouts		Safety Surface						
Spectator Stands		Border						
Toboggan Hill		Seating In Area						
Exercise Equipment								
Shateboard Park								

## Photographs



1) PARK SIGN



2) TRASH RECEPTACLE



3) BIKE RACK



5) GRAVEL PATH



6) PLANTING BED



7) BENCH



## Comments and Recommendations

### RECOMMENDATIONS

- 1) Straighten the site sign that has been hit by a vehicle. Planting and a boulder would enhance and protect the sign.
- 2) Install a concrete pad for the trash receptacle and a lid to keep the rain, insects and rodents out.
- 3) Install concrete or stone under and around the bike rack.
- 4) This tree has been damaged by maintenance equipment coming too close. Install and maintain mulched maintenance circles.
- 5) Remove weeds from the gravel path.
- 6) Install mulch around plants in a continuous planting bed.
- 7) Remove weeds from around the concrete bench pad.

### ACCESSIBILITY

- Add accessible seating and an accessible picnic table on a hard surface.



# 11) Atlas Tube Centre

## Park Features

GENERAL PARK CONDITION	PARK FEATURES SIGNAGE	PLAY AREAS	FURNISHINGS	STRUCTURES	PARKING	MISCELLANEOUS
Poor	Park Sign	Play Equipment	Wood Benches	Amphitheatre	Street Parking	Park Lighting
Fair	Park Rules Sign	Open Play Area	Steel Benches	Pavilion	On Site Parking	Barbecues
Good	No Smoking Sign	Hard Surface Play Area	Tables	Gazbo	Blowby Parking	Flag Pole
Very Good	Dog By-Laws Sign	Sports Facilities	Trash Receptacle	Snack Bar	Recycle Parking	Trees
		Natural Features	Dog Waste Bags	Kitchen Facilities		Other Plantings
		Shutboard Park	Dog Waste Receptacle	Storage Facilities		Walking Paths
			Recycle Station	Washrooms		

SPORTS/PLAY FACILITIES	NATURAL ENVIRONMENT	PLAY EQUIPMENT	WALKING PATHS	NATURAL PLAY	TREES	TURF	PLANTING BEDS	RESIDENTIAL SCREENING
Basketball Court	Within Park	Play Structure	Within Park (width)	Existing Berms	Need Trimming	Bare Areas	Need Trimming	Existing
Tennis Court	Adjacent to Park	Swing	Linked	Other Features	Need Maintenance Circle	Drainage Issues	Need Mulch	Recommended
Hard Surface Play Area	Link to Park	Slide	Opportunity to Link/Add	Opportunity	Approx. Quantity	Exst. Catch Basins	Weeds/Fabric Showing	
Sand Volleyball	Link Could Be Added	Accessible	Surface Material		Should More Be Planted		Should Be Added	
Scorer Field	Existing Water Access	Splash Pad	Condition					
Baseball Diamond	Possible Water Access	Other						
Battering Cage		Condition						
Baseball Dugouts		Safety Surface						
Spectator Stands		Border						
Toboggan Hill		Seating In Area						
Exercise Equipment								
Shutboard Park								



## Comments and Recommendations

### RECOMMENDATIONS

#### HIGH PRIORITY:

- 1) Remove support stakes from all trees after they have been established for a year.
- 2) Topdress, overseed and fertilize thin turf areas.

#### OTHER PRIORITIES:

- 3) Install concrete pads for trash receptacles and picnic tables.
- 4) Improve soil and re-seed reinforced turf access road.
- 5) Seed areas around newly installed tennis court. Seal cracks and asphalt surface. Install bench seating for waiting tennis players.
- 6) Overseed thin turf along drainage ditch.
- 7) Install landscaping to enhance site sign.

#### OTHER COMMENTS:

- 8) Add vertical elements to enhance the new splash pads. Add shade sails or other structure to provide shade areas at splash pad.

#### ACCESSIBILITY

- Pave existing pathway or top with compacted limestone screenings.

## Photographs



1) TREE STAKES



2) THIN TURF



3) TRASH RECEPTACLES AND PICNIC TABLES



4) REINFORCED TURF ACCESS ROAD



5) TENNIS COURTS



6) DRAINAGE DITCH



7) SITE SIGN



8) SPLASH PAD

# 12) Girard Park

## Park Features

GENERAL PARK CONDITION		PARK FEATURES SIGNAGE		PLAY AREAS		FURNISHINGS		STRUCTURES		PARKING		MISCELLANEOUS	
Poor		Park Sign		Play Equipment		Wood Benches		Amphitheatre		Street Parking		Park Lighting	
Fair		Park Rules Sign		Open Play Area		2 Steel Benches		Pavilion		On Site Parking		Barbecues	
Good		No Smoking Sign		Hard Surface Play Area		Tables		Gazbo		Joycyle Parking		Flag Pole	
Very Good		Dog By-Law Sign		Sports Facilities		Trash Receptacle		Snack Bar				Trees	
				Skateboard Park		Dog Waste Receptacle		Kitchen Facilities				Other Plantings	
				Natural Features		Recycle Station		Storage Facilities				Walking Paths	
				Skateboard Park				Washrooms					



SPORTS/PLAY FACILITIES		NATURAL ENVIRONMENT		PLAY EQUIPMENT		WALKING PATHS		NATURAL PLAY		TREES		TURF		PLANTING BEDS		RESIDENTIAL SCREENING	
Basketball Court		Within Park		Play Structure		Within Park (width)		Existing Berms		Need Trimming		Bare Areas		Need Trimming		Existing	
Tennis Court		Adjacent to Park		Swing		Linked		Other Features		Need Maintenance Circle		Drainage Issues		Need Mulch		Recommended	
Hard Surface Play Area		Link to Park		Slide		Opportunity to Link/Add		Opportunity		Approx. Quantity		Exist. Catch Basins		Needs/Fabric Showing			
Sand Volleyball		Link Could Be Added		Accessible		Surface Material		Should More Be Planted		Should More Be Planted				Should Be Added			
Soccer Field		Existing Water Access		Splash Pad		Condition											
Baseball Diamond		Possible Water Access		Other		Safety Surface											
Batting Cage				Condition		Border											
Baseball Dugouts				TP/W		Seating In Area											
Spectator Stands																	
Toboggan Hill																	
Exercise Equipment																	
Skateboard Park																	

## Photographs



1) PATH TO PLAY STRUCTURE



2) TRASH RECEPTACLES



3) PARK SIGN



4) PEA STONE SAFETY SURFACE



5) WOOD FIBRE SAFETY SURFACE



6) EXISTING TREES

## Comments and Recommendations

### RECOMMENDATIONS

#### HIGH PRIORITY:

- Asphalt the path to the play structure. Stones are getting on the road at the curb cut and into the grass along the pathway.
- When asphaltting the path to the play structure, pave an area for the trash receptacles. Install a lid on the trash receptacle to keep the rain, insects and rodents out.

#### OTHER PRIORITIES:

- Planting and a mulched bed around the site sign would enhance the sign and make turf maintenance easier.
- Remove the weeds from the pea stone safety surface. Bury the filter fabric that is showing at the surface. In the future all of the play structures should have some sort of edge restraint to keep the pea stone off the grass and pavement.
- Remove weeds from the wood fibre safety surface.
- Remove support stakes and wire from new trees after the first year. Install and maintain maintenance circles around all new trees to keep in moisture and prevent maintenance equipment from damaging tree trunks.

#### ACCESSIBILITY

- Pave existing pathway or top with compacted limestone screenings. Extend pathway through park and to site furnishings.
- Add an accessible table and swing seat.



# 13) Rourke Line Lakefront Parkette

## Park Features

GENERAL PARK CONDITION		PARK FEATURES SIGNAGE		PLAY AREAS		FURNISHINGS		STRUCTURES		PARKING		MISCELLANEOUS	
Poor		Park Sign		Play Equipment		Wood Benches		Amphitheatre		Street Parking		Park Lighting	
Fair		Park Rules Sign		Open Play Area		Steel Benches		Pavilion		On Site Parking		Benches	
Good		No Smoking Sign		Hard Surface Play Area		Tables		Gazebo		Bicycle Parking		Flag Pole	
Very Good		Dog by Law Sign		Sports Facilities		Trash Receptacle		Snack Bar				Trees	
				Natural Features		Dog Waste Bags		Kitchen Facilities				Other Plantings	
				Stateboard Park		Dog Waste Receptacle		Storage Facilities				Walking Paths	
						Recycle Station		Washrooms					

SPORTS/PLAY FACILITIES		NATURAL ENVIRONMENT		PLAY EQUIPMENT		WALKING PATHS		NATURAL PLAY		TURF		PLANTING BEDS		RESIDENTIAL SCREENING	
Baseball Court		Within Park		Play Structure		Within Park (width)		Existing Benches		Bare Areas		Need Trimming		Existing	
Tennis Court		Adjacent to Park		Swing		Linked		Other Features		Drainage Issues		Need Mulch		Recommended	
Hard Surface Play Area		Link to Park		Slide		Opportunity to Link/Add		Opportunity		Exist. Catch Basins		Weeds/Fabric Showing			
Sand Volleyball		Link Could Be Added		Accessible		Surface Material		Should More Be Planted				Should Be Added			
Sooner Field		Existing Water Access		Splash Pad		Condition									
Baseball Diamond		Possible Water Access		Other		Safety Surface									
Bunting Cage				Border		Seating In Area									
Baseball Dugouts															
Spectator Stands															
Toboggan Hill															
Exercise Equipment															
Stateboard Park															



## Photographs



1) PLANTING BED



2) TRASH RECEPTACLE



3) GRAVEL PARKING AREA



4) BIKE RACK & TRASH RECEPTACLE



5) PARK SIGN



6) NEIGHBOURING RESIDENCE



7) BEACH AREA

## Comments and Recommendations

### RECOMMENDATIONS

#### HIGH PRIORITY:

- 1) Remove grass and install mulch in a planting bed around existing shrubs and in maintenance circles around existing trees.
- 2) Install a lid on the trash receptacle to prevent water, insects and rodents from getting in.

#### OTHER PRIORITIES:

- 3) Spray to removed vegetation in existing parking area, stone path.
- 4) Install stone or hard surface under bike rack and trash receptacle to reduce wear on turf and to ease maintenance.
- 5) Planting and a mulched bed around the site sign would enhance the sign and make turf maintenance easier.
- 6) Install planting to provide a buffer for the neighbouring property.

### COMMENTS

- 7) Debris is collecting on the beach area. This area should be maintained on an ongoing basis.

### ACCESSIBILITY

- Add accessible seating and an accessible picnic table on a hard surface

# 14) Maidstone Park

## Park Features



GENERAL PARK CONDITION	PARK FEATURES SIGNAGE	PLAY AREAS	FURNISHINGS	STRUCTURES	PARKING	MISCELLANEOUS
Poor Fair Good Very Good	Park Sign Park Rules Sign No Smoking Sign Dog By-Law Sign	Play Equipment Open Play Area Hard Surface Play Area Sports Facilities Natural Features Slateboard Park	Wood Benches Steel Benches Tables Trash Receptacle Dog Waste Bags Dog Waste Receptacle Recycle Station	Amphitheatre Pavilion Gazebo Snack Bar Kitchen Facilities Storage Facilities Washrooms	Street Parking On Site Parking Bicycle Parking	Park Lighting Barbecues Flag Pole Trees Other Plantings Walking Paths

SPORTS/PLAY FACILITIES	NATURAL ENVIRONMENT	PLAY EQUIPMENT	WALKING PATHS	NATURAL PLAY	TREES	TURF	PLANTING BEDS	RESIDENTIAL SCREENING
Basketball Court Tennis Court Hard Surface Play Area Sand Volleyball Soccer Field Baseball Diamond Baiting Cage Baseball Dugouts Spectator Stands Toboggan Hill Exercise Equipment Slateboard Park	Within Park Adjacent to Park Unkink to Park Link Could Be Added Existing Water Access Possible Water Access	Play Structure Swing Slide Accessible Splash Pad Other Condition Safety Surface Border Seating In Area	Within Park (width) Unkink Opportunity to Link/Add Surface Material Condition	Existing Berms Other Features Opportunity	Need Trimming Need Maintenance Circle Approx. Quantity Should More Be Planted	Bare Areas Drainage Issues Erosion Catch Basins	Need Trimming Need Mulch Weeds/Fabric Showing Should Be Added	Existing Recommended

## Photographs



1) WALKING PATH



2) WOOD BENCH



3) TRASH RECEPTACLES



4) PARK SIGN



5) PEA STONE SAFETY SURFACE



6) PLAY STRUCTURE WOOD BORDER



7) DEAD TREES



8) TREE DAMAGE

## Comments and Recommendations

### RECOMMENDATIONS

#### HIGH PRIORITY:

- 1) Remove weeds, fill and seal cracks in asphalt.
- 2) These wood benches are too low, are old and outdated. Replace with new metal benches on concrete pads.
- 3) Install a concrete pad for the trash receptacles and a lid to keep the rain, insects and rodents out.

#### OTHER PRIORITIES:

- 4) Planting and a mulched bed around the site sign would enhance the sign and make turf maintenance easier.
- 5) Remove the weeds from the pea stone safety surface.
- 6) The wood border around the play structure is starting to fail. Repairs and eventual replacement are needed.
- 7) Remove and replace trees that have died.
- 8) Install and maintain maintenance circles around all new trees to keep in moisture and prevent maintenance equipment from damaging tree trunks.



# 14) Maidstone Park

## Photographs



8) BASEBALL FENCE



9) BASEBALL BLEACHERS

## Comments and Recommendations

### RECOMMENDATIONS

#### OTHER PRIORITIES:

- 8) Remove the grass and/or weeds from the infield side of the baseball fencing.  
Install purpose made yellow safety pipe on the top of baseball fencing.
- 9) Install bleachers on a stone or asphalt surface a little farther away from the fence to allow for grass cutting.
- 10) Parking lot fence repairs are needed such as disconnect mid rails and posts bent by parking cars. In the future, fencing should be at least 3' away from the fencing or bumper curbs installed to prevent parking cars from hitting the fence.
- 11) A large hole has been cut into the fence in the north west corner of the park. Repair this hole and install a gate.

### COMMENTS

- 12) The tennis court appears to have been abandoned or perhaps is waiting for an upgrade. Remove vines growing on the fence. Repair the fence as needed. Seal the cracks in the asphalt and re-surface or remove and replace the asphalt and base. The net post might need to be upgraded.

### ACCESSIBILITY

- Add accessible seating areas with bleachers. Connect to pathway.
- Ensure that all site furnishings are accessible, i.e. seating at play structure.
- Add an accessible swing.



10) PARKING LOT FENCE REPAIRS



11) PARK FENCE REPAIRS



12) TENNIS COURT



# 15) Optimist Park

## Park Features

GENERAL PARK CONDITION		PARK FEATURES SIGNAGE		PLAY AREAS		FURNISHINGS		STRUCTURES		PARKING		MISCELLANEOUS	
Poor		Park Sign		Play Equipment		Wood Benches		Amphitheatre		Street Parking		Park Lighting	
Fair		Park Rule Sign		Open Play Area		Steel Benches		Pavilion		On Site Parking		Benches	
Good		No Smoking Sign		Hard Surface Play Area		Tables		Gazebo		Bicycle Parking		Flag Pole	
Very Good		Dog By-Law Sign		Hard Surface Play Area		Trash Receptacle		Snack Bar				Trees	
				Sports Facilities		Dog Waste Bags		Kitchen Facilities				Other Plantings	
				Natural Features		Dog Waste Receptacle		Storage Facilities				Walking Paths	
				Skateboard Park		Recycle Station		Washrooms					

SPORTS/PLAY FACILITIES		NATURAL ENVIRONMENT		PLAY EQUIPMENT		WALKING PATHS		NATURAL PLAY		TREES		TURF		PLANTING BEDS		RESIDENTIAL SCREENING	
Basketball Court		Within Park		Play Structure		Within Park (width)		Existing Berms		Need Trimming		Bare Areas		Need Trimming		Existing	
Tennis Court		Adjacent to Park		Swing		Linked		Other Features		Need Maintenance Circle		Drainage Issues		Need Mulch		Recommended	
Hard Surface Play Area		Link to Park		Slide		Opportunity to Link/Add		Opportunity		Approx. Quantity		Exst. Catch Basins		Weeds/Fabric Showing			
Sand Volleyball		Link Could Be Added		Splash Pad		Surface Material		Should More Be Planted		Should More Be Planted				Should Be Added			
Scorer Field		Existing Water Access		Other		Condition											
Basketball Diamond		Possible Water Access		Safety Surface		Border											
Baiting Cage				Seating In Area													
Basketball Digouts																	
Spectator Stands																	
Toboggan Hill																	
Exercise Equipment																	
Skateboard Park																	



## Comments and Recommendations

### RECOMMENDATIONS

#### HIGH PRIORITY:

- 1) The rubber path to the playground is worn and has some holes. Replace with a 4'-5' wide asphalt or concrete path from the play structure to the parking lot.
- 2) Remove drinking fountains that have been disconnected or replace with bottle fillers.
- 3) Replace the damage picnic Table.
- 4) The bleachers located against a skateboard structure is a safety hazard. Move the bleachers away and secure in place if needed.
- 5) Remove and replace dead trees.
- 6) The clear stone surface in the healing garden is hard to walk in. Stabilize the stone or replace with a more suitable stone.

## Photographs



1) PATH TO ACCESSIBLE PLAY STRUCTURE



2) DRINKING FOUNTAINS




3) DAMAGED TABLE



4) SKATEBOARD PARK



5) DEAD TREES



6) HEALING GARDEN



# 15) Optimist Park

## Photographs



7) PARK ENTRANCES



8) PICNIC TABLE



9) TREE



10) TRASH RECEPTACLES



11) POST



12) WALKING PATH



13) BENCH



14) OLDER BENCH



15) MAINTENANCE AREAS



16) BASEBALL BLEACHERS



17) BASEBALL FENCE



18) BARBEQUE

## Comments and Recommendations

### RECOMMENDATIONS

#### OTHER PRIORITIES:

- 7) Install asphalt at the entrances to keep grass away from the fence. This will also provide a hard surface for trash receptacles.
- 8) Install stone or hard surface under picnic tables so that the tables don't have to be moved to cut the grass.
- 9) Remove the lower branches and tree support stakes.
- 10) Install trash receptacles on a hard surface. Install lids on all trash receptacles to keep our water, insects and rodents.
- 11) Remove this wood post if it has no purpose.
- 12) Fill and seal cracks in the asphalt path.
- 13) Remove weeds and fill and seal the joint between the concrete bench pad and the asphalt walking path.
- 14) Replace this older residential quality bench with a new metal bench.
- 15) Provide site screening for the maintenance areas.
- 16) Install hard surface under bleachers to reduce maintenance.
- 17) Remove the weeds and grass from between the baseball infield material and the fence.
- 18) Install granular under and around barbeques to keep the area clean and free of weeds.

### ACCESSIBILITY

- Replace pathway to accessible play structure.
- Add accessible seating areas with bleachers. Connect to pathway.
- Ensure that all site furnishings are accessible, i.e. seating at play structure.
- Add an accessible washroom or portable washrooms.
- Seating at skate park and dog park.
- Improve pathway lighting.
- Make healing garden surface accessible.
- Expand pavement at entrances.

# 16) Johnson Riverview Park

## Park Features



GENERAL PARK CONDITION		PARK FEATURES SIGNAGE		PLAY AREAS		FURNISHINGS		STRUCTURES		PARKING		MISCELLANEOUS	
Poor		Park Sign		Play Equipment		Wood Benches		Amphitheatre		Street Parking		Park Lighting	
Fair		Park Rules Sign		Open Play Area		Steel Benches		Pavilion		On Site Parking		Benches	
Good		No Smoking Sign		Hard Surface Play Area		Tables		Gazebo		Bicycle Parking		Flag Pole	
Very Good		Dog by Law Sign		Sports Facilities		Trash Receptacle		Snack Bar				Trees	
				Natural Features		Dog Waste Bags		Kitchen Facilities				Other Plantings	
				Skateboard Park		Dog Waste Receptacle		Storage Facilities				Walking Paths	
						Recycle Station		Washrooms					

SPORTS/PLAY FACILITIES		NATURAL ENVIRONMENT		PLAY EQUIPMENT		WALKING PATHS		NATURAL PLAY		TREES		TURF		PLANTING BEDS		RESIDENTIAL SCREENING	
Basketball Court		Within Park		Play Structure		Within Park (width)		Existing Berms		Need Trimming		Bare Areas		Need Trimming		Existing	
Tennis Court		Adjacent to Park		Swing		Linked		Other Features		Need Maintenance Circle		Drainage Issues		Need Mulch		Recommended	
Hard Surface Play Area		Linked to Park		Slate		Opportunity to Link/Add		Opportunity		Approx. Quantity		Frost Catch Basins		Weeds/Fabric Showing			
Sand Volleyball		Link Could Be Added		Accessible		Surface Material		Should More Be Planted		Should More Be Planted				Should Be Added			
Soccer Field		Existing Water Access		Splash Pad		Condition											
Baseball Diamond		Possible Water Access		Other		Condition											
Batting Cage				Safety Surface													
Baseball Dugouts				Border													
Spectator Stands				Seating In Area													
Toboggan Hill																	
Skateboard Park																	

## Photographs



1) GRANULAR PATH



2) BENCHES



6) TRASH RECEPTACLE



3) RUST ON RAILING



4) PARK SIGN



5) EXISTING TREES



## Comments and Recommendations

### RECOMMENDATIONS

#### HIGH PRIORITY:

- 1) Remove the weeds and top the existing stone with limestone screens at the breakwall. Screenings will be easier to walk on and will better keep the weeds out of the stone. Remove the piece of concrete on the pathway.
- 2) The existing benches are leaning and not very comfortable. Install new metal benches on concrete bench pads.
- 3) The railing along the breakwall is rusting. Remove the rust and prime and paint.

#### OTHER PRIORITIES:

- 4) Planting and a mulched bed around the site sign would enhance the sign and make turf maintenance easier.
- 5) Install and maintain mulched maintenance circles around existing trees. Remove support stakes and wire after the first year, when no longer needed.
- 6) Install a trash receptacle on a concrete pad.

#### ACCESSIBILITY

- Add accessible seating. Accessible picnic table on a hard surface.



# 17) Ladouceur Park

## Photographs



13) BLEACHERS



14) PITCHER PRACTICE AREAS



15) OLD LIGHT BASE



16) BASEBALL FENCE



17) BATTING CAGE



18) GRANULAR PATH



19) SERVICE/STORAGE AREA



20) PEDESTRIAN TRAFFIC AREA



21) DUGOUT



22) DUGOUT

## Comments and Recommendations

### RECOMMENDATIONS

#### OTHER PRIORITIES:

- 13) Move the bleachers away from fencing and other obstacles so that maintenance equipment can get through and/or install on a hard surface.
- 14) Improve the pitcher practice areas to include better material for the pitcher and catcher. As well this practice mound seems high.
- 15) Remove the base from the old light standard.
- 16) Install plastic pipe on top of the fence. Remove weeds at the base of all of the fencing.
- 17) Replace the rusting fencing on the batting cage.
- 18) Remove the weeds from the granular path leading to the park exit along the batting cage.
- 19) Clean up the area around the storage buildings.
- 20) Asphalt this high traffic walking path.

### COMMENTS

- 21) Install infield material in the dugouts and at the entrances. Remove weeds and grass from along the fences of the dugouts and backstops. Install trash receptacles on a hard surface and cover with a lid to keep our water, insects and rodents.
- 22) Remove weeds from the path/warning track along the fences.

# 18) Lakeshore Park West Beach

## Park Features

GENERAL PARK CONDITION	PARK FEATURES SIGNAGE	PLAY AREAS	FURNISHINGS	STRUCTURES	PARKING	MISCELLANEOUS
Poor	Park Sign	Play Equipment	Wood Benches	Amphitheatre	Street Parking	Park Lighting
Fair	Park Rules Sign	Open Play Area	Tables	Pavilion	On Site Parking	Barbecues
Good	No Smoking Sign	Hard Surface Play Area	Trash Receptacle	Gazebo	Bicycle Parking	Flag Pole
Very Good	Dog By-Law Sign	Sports Facilities	Dog Waste Bags	Snack Bar		Other Plantings
		Natural Features	Dog Waste Receptacle	Kitchen Facilities		Trees
		Skateboard Park	Recycle Station	Storage Facilities		Walking Paths
				Washrooms		

SPORTS/PLAY FACILITIES	NATURAL ENVIRONMENT	PLAY EQUIPMENT	WALKING PATHS	NATURAL PLAY	TREES	TURF	PLANTING BEDS	RESIDENTIAL SCREENING
Basketball Court	Within Park	Play Structure	Within Park (width)	Existing Berms	Need Trimming	Bare Areas	Need Trimming	Existing
Tennis Court	Adjacent to Park	Swing	Linked	Other Features	Need Maintenance Circle	Drainage Issues	Need Mulch	Recommended
Hard Surface Play Area	Linked to Park	Slide	Opportunity to Link/Add	Opportunity	Approx. Quantity	Exist. Catch Basins	Weeds/Fabric Showing	
Sand Volleyball	Link Could Be Added	Accessible	Surface Material		Should More Be Planted		Should Be Added	
Soccer Field	Existing Water Access		Condition					
Basketball Diamond								
Batting Cage								
Basketball Digouts								
Spectator Stands								
Toboggan Hill								
Exercise Equipment								
Skateboard Park								



## Comments and Recommendations

### RECOMMENDATIONS

#### OTHER PRIORITIES:

- 1) Remove weeds and install mulch in planting beds.
- 2) Remove weeds from and fill joint between the curb and the sidewalk.
- 3) Remove weeds from and fill joint between the curb and the asphalt.
- 4) Remove some of the concrete and landscape the traffic island to break up the hard surface.
- 5) Put the bollards back in place to restrict vehicles or remove if not needed. Knockdown bollards might be needed.
- 6) Replace the surface of the dock that has been removed. Consider a synthetic material to reduce maintenance and extend the life of the dock.
- 7) Remove and replace the dead trees on the west side grassed area. Plant additional trees
- 8) These trash receptacles look lost on the beach. Secure them them on a hard surface with a canopy or sign to identify the area. More are needed on the beach and west of parking lot.

### ACCESSIBILITY

- Add access to beach/water for wheelchairs and accessible seating areas on beach and west of parking lot. Possibly a pavilion.

## Photographs



1) PLANTING BEDS



2) SIDEWALK/CURB JOINT



3) CURB, ASPHALT JOINT



4) DRIVEWAY ISLAND



5) CONCRETE BOLLARDS



6) DOCK FRAME



7) DEAD TREES



8) TRASH RECEPTACLES



# 19) Lakeview Park

## Park Features

GENERAL PARK CONDITION		PARK FEATURES		PLAY AREAS		FURNISHINGS		STRUCTURES		PARKING		MISCELLANEOUS	
1	Poor	1	Park Sign	1	Play Equipment	1	Wood Benches	1	Amphitheatre	1	Street Parking	1	Park Lighting
2	Fair	2	Park Rules Sign	2	Open Play Area	2	Steel Benches	2	Pavilion	2	On Site Parking	2	Barbecues
3	Good	3	No Smoking Sign	3	Hard Surface Play Area	3	Tables	3	Gazebo	3	Bicycle Parking	3	Flag Pole
4	Very Good	4	Dog by-Law Sign	4	Sports Facilities	4	Trash Receptacle	4	Snack Bar	4		4	Trees
		5		5	Natural Features	5	Dog Waste Bags	5	Kitchen Facilities	5		5	Other Plantings
		6		6	Slateboard Park	6	Dog Waste Receptacle	6	Storage Facilities	6		6	Walking Paths
		7		7		7	Recycle Station	7	Washrooms	7		7	

SPORTS/PLAY FACILITIES		NATURAL ENVIRONMENT		PLAY EQUIPMENT		WALKING PATHS		NATURAL PLAY		TREES		TURF		PLANTING BEDS		RESIDENTIAL SCREENING	
1	Basketball Court	1	Within Park	1	Play Structure	1	Within Park (width)	1	Existing Benches	1	Need Trimming	1	Bare Areas	1	Need Trimming	1	Existing
2	Tennis Court	2	Adjacent to Park	2	Swing	2	Linked	2	Other Features	2	Need Maintenance Circle	2	Drainage Issues	2	Need Mulch	2	Recommended
3	Hard Surface Play Area	3	Link to Park	3	Slide	3	Opportunity to Link/Add	3	Opportunity	3	Approx. Quantity	3	Exist. Catch Basins	3	Weeds/Fabric Showing	3	
4	Sand Volleyball	4	Link Could Be Added	4	Accessible	4	Surface Material	4	Should More Be Planted	4	Should Be Added	4		4	Should Be Added	4	
5	Soccer Field	5	Existing Water Access	5	Splash Pad	5	Condition	5		5		5		5		5	
6	Baseball Diamond	6	Possible Water Access	6	Other	6	Safety Surface	6		6		6		6		6	
7	Batting Cage	7		7	Border	7	Seating In Area	7		7		7		7		7	
8	Baseball Dugouts	8		8		8		8		8		8		8		8	
9	Spectator Stands	9		9		9		9		9		9		9		9	
10	Toboggan Hill	10		10		10		10		10		10		10		10	
11	Exercise Equipment	11		11		11		11		11		11		11		11	
12	Slateboard Park	12		12		12		12		12		12		12		12	



## Comments and Recommendations

### RECOMMENDATIONS

#### HIGH PRIORITY:

- 1) Remove the weeds from and fill the joint between the curb and the rubber safety surface. Repair the hole that is developing in the surface.
- 2) Move the bumper curb back to its desired location. Pin in place.
- 3) Remove weeds and fill cracks on asphalt walking path.
- 4) Remove stump (tripping hazard).
- 5) Clean up the sand around the swings. Consider replacing the sand with pea stone or rubber.
- 6) Make required repairs and replace missing swing.
- 7) Move the bollard back in place to restrict vehicles on the walking path.
- 8) Remove and replace the dead tree.
- 9) Group the trash receptacles together and install on a concrete pad. Install a lid on all trash receptacles to keep water, insects and rodents out.
- 10) Trim and mulch planting at side sign.
- 11) Remove and replace dead/dying trees at entrance to splash pad.
- 12) Replace nets on basketball hoops. Consider more durable chain nets.
- 13) Install and maintain maintenance circles around existing trees and memorial plaques or boulders.

### ACCESSIBILITY

- Extend pathway to play equipment.
- Ensure that all site furnishings are accessible, i.e. seating at play structure.
- Add an accessible picnic area.
- Make Marina and Restaurant accessible.
- Reduce height of speed bumps in parking lot.
- Extend a pathway into the viewing area of the amphitheatre.

## Photographs



1) SAFETY SURFACE



2) BUMPER CURB



3) ASPHALT PATH



4) STUMP



5) SWINGS



6) MISSING SWING



7) CONC. BOLLARD



8) DEAD TREE



9) TRASH RECEPTACLES



10) PARK SIGN



11) PLANTING AT SPLASH PAD



12) BASKETBALL NET



13) TREE MAINT. CIRCLE



# 20) Legion Park

## Park Features

GENERAL PARK CONDITION	PARK FEATURES SIGNAGE	PLAY AREAS	FURNISHINGS	STRUCTURES	PARKING	MISCELLANEOUS
Poor	Park Sign	Play Equipment	Wood Benches	Amphitheatre	Street Parking	Park Lighting
Fair	Park Rules Sign	Open Play Area	Steel Benches	Pavilion	On Site Parking	Barbecues
Good	No Smoking Sign	Hard Surface Play Area	Tables	Gazebo	Bicycle Parking	Flag Pole
Very Good	Dog By-Law Sign	Sports Facilities	Trash Receptacle	Shack/Bar		Trees
		Natural Features	Dog Waste Bags	Kitchen Facilities		Other Plantings
		Skateboard Park	Dog Waste Receptacle	Storage Facilities		Walking Paths
			Recycle Station	Washrooms		

SPORTS/PLAY FACILITIES	NATURAL ENVIRONMENT	PLAY EQUIPMENT	WALKING PATHS	NATURAL PLAY	TREES	TURF	PLANTING BEDS	RESIDENTIAL SCREENING
Basketball Court	Within Park	Play Structure	Within Park (width)	Existing Berms	Need Trimming	Bare Areas	Need Trimming	Existing
Tennis Court	Adjacent to Park	Swing	Linked	Other Features	Need Maintenance Circle	Drainage Issues	Need Mulch	Recommended
Hard Surface Play Area	Linked to Park	Accessible	Opportunity to Link/Add	Opportunity	Approx. Quantity	Fest. Catch Basins	Weeds/Fabric Showing	
Sand Volleyball	Link Could Be Added	Stile	Surface Material		Should More Be Planted		Should Be Added	
Soccer Field	Existing Water Access	Splash Pad	Condition					
Baseball Diamond	Possible Water Access	Other						
Bunting Cage		Safety Surface						
Baseball Dugouts		Border						
Spectator Stands								
Toboggan Hill								
Exercise Equipment								
Skateboard Park								



## Comments and Recommendations

### RECOMMENDATIONS

#### HIGH PRIORITY:

- 1) Fill with topsoil and seed or sod if the play structure is not being replaced.

#### OTHER PRIORITIES:

- 2) Planting and a mulched bed around the site sign would enhance the sign and make turf maintenance easier
- 3) The guardrails and fencing do not make the park entrance very inviting. The entire entrance should be re-worked getting the guardrail away from the path. The entrance needs to be opened up but still kept secure.
- 4) Install an asphalt path over to the retail shops to facilitate pedestrians coming from there. Possibly add picnic tables that would be used by the employees of those shops.
- 5) Add a sign and other enhancements to the east park entrance.
- 6) Install a concrete pad for the trash receptacles and a lid to keep the rain, insects and rodents out.

### COMMENTS

- Plant trees. There are currently no trees in the park
- Create seating and/or tables for the shop employees to have lunch as well as the residents using the park.

### ACCESSIBILITY

- Add accessible bench and table(s). Connect to pathway.
- Improve access at both ends of pathway.

## Photographs



1) FORMER PLAY STRUCTURE AREA



2) PARK SIGN



3) WEST PARK ENTRANCE



4) PATH TO RETAIL SHOPS



5) EAST PARK ENTRANCE



6) TRASH RECEPTACLE



# 21) Helena Park

## Park Features

GENERAL PARK CONDITION	PARK FEATURES SIGNAGE	PLAY AREAS	FURNISHINGS	STRUCTURES	PARKING	MISCELLANEOUS
Poor	Park Sign	Play Equipment	Wood Benches	Amphitheatre	Street Parking	Park Lighting
Fair	Park Rule Sign	Open Play Area	Steel Benches	Pavilion	On Site Parking	Barbecues
Good	No Smoking Sign	Hard Surface Play Area	Tables	Gazebo	Bicycle Parking	Flag Pole
Very Good	Dog By-Law Sign	Sports Facilities	Trash Receptacle	Snack Bar	Trees	Other Plantings
		Natural Features	Dog Waste Bags	Kitchen Facilities	Walking Paths	
		Skateboard Park	Dog Waste Receptacle	Storage Facilities		
			Recycle Station	Washrooms		

SPORTS/PLAY FACILITIES	NATURAL ENVIRONMENT	PLAY EQUIPMENT	WALKING PATHS	NATURAL PLAY	TREES	TURF	PLANTING BEDS	RESIDENTIAL SCREENING
Baseball Court	Within Park	Play Structure	Within Park (width)	Existing Berms	Need Trimming	Bare Areas	Need Trimming	Existing
Tennis Court	Adjacent to Park	Swing	Linked	Other Features	Need Maintenance Circle	Drainage Issues	Need Mulch	Recommended
Hard Surface Play Area	Linked to Park	Slide	Opportunity to Link/Add	Opportunity	Approx. Quantity	Exist. Catch Basins	Weeds/Fabric Showing	
Sand Volleyball	Link Could Be Added	Accessible	Surface Material		Should More Be Planted		Should Be Added	
Soccer Field	Existing Water Access		Condition					
Baseball Diamond	Possible Water Access							
Bunting Cage								
Baseball Dugouts								
Spectator Stands								
Toboggan Hill								
Exercise Equipment								
Skateboard Park								



## Photographs



1) PARK SIGN



2) PARK ENTRANCE



3) UTILITY STRUCTURES



4) TRASH RECEPTACLES



5) METAL BENCH



6) PEA STONE



7) PLAY STRUCTURE ENTRANCE



8) EXIST. TREES

## Comments and Recommendations

### RECOMMENDATIONS

#### HIGH PRIORITY:

- 1) Install a park sign following the standard in other parks.
- 2) The concrete bollard is too far back to have any effect on vehicles entering the property and is visually restrictive to pedestrians at the entrance. It should be removed.

#### OTHER PRIORITIES:

- 3) Provide planting to screen/buffer the utility structures.
- 4) Install trash receptacles on a hard surface. Install lids on all trash receptacles to keep our water, insects and rodents. Locate trash receptacles close to asphalt paths to facilitate pickup by service vehicles.
- 5) Install benches on concrete pads to reduce wear on the turf and to make maintenance easier.
- 6) Remove weeds and secure fabric in the pea stone safety surface.
- 7) Remove the concrete bollard in front of the accessible play structure. Repair the asphalt to remove the bump where the path meets the play structure. As well the asphalt should be tapered more gradually at the sides and the pea stone brought up flush.
- 8) To prevent damage to tree trunks from maintenance equipment and to retain moisture. Install and maintain maintenance circles around existing trees..

### ACCESSIBILITY

- Improve pathway to accessible play structure.
- Add accessible seating or table at play structure. Connect to pathway.
- Ensure that all site furnishings are accessible, i.e. seating at play structure.

# 22) Stuart Lane Lakefront Parkette

## Park Features

GENERAL PARK CONDITION		PARK FEATURES SIGNAGE		PLAY AREAS		FURNISHINGS		STRUCTURES		PARKING		MISCELLANEOUS	
Poor		Park Sign		Play Equipment		Wood Benches		Amphitheatre		Street Parking		Park Lighting	
Fair		Park Rules Sign		Open Play Area		Benches		Pavilion		On Site Parking		Barbecue	
Good		No Smoking Sign		Hard Surface Play Area		Trash Receptacle		Gazebo		Bicycle Parking		Flag Pole	
Very Good		Dog By-Law Sign		Natural Features		Dog Waste Bags		Snack Bar				Trees	
				Skateboard Park		Recycle Station		Children Facilities				Other Plantings	
								Storage Facilities				Walking Paths	
								Warehouses					



SPORTS/PLAY FACILITIES		NATURAL ENVIRONMENT		PLAY EQUIPMENT		WALKING PATHS		NATURAL PLAY		TREES		TURF		PLANTING BEDS		RESIDENTIAL SCREENING	
Basketball Court		Within Park		Play Structure		Within Park (width)		Existing Berms		Need Trimming		Bare Areas		Need Trimming		Existing	
Tennis Court		Adjacent to Park		Swing		Linked		Other Features		Need Maintenance Circle w/ Approx. Quantity		Drainage Issues		Need Mulch		Recommended	
Hard Surface Play Area		Linked to Park		Slide		Opportunity to Link/Add Surface Material		Opportunity		Should More Be Planted		Exist. Catch Basins		Weeds/Fabric Showing			
Sand Volleyball		Link Could Be Added		Accessible		Condition								Should Be Added			
Soccer Field		Existing Water Access		Splash Pad		Safety Surface											
Baseball Diamond		Possible Water Access		Other		Border											
Batting Cage				Seating in Area													
Baseball Dugouts																	
Spectator Stands																	
Toboggan Hill																	
Exercise Equipment																	
Skateboard Park																	

## Photographs



1) EXIST. TREES



2) TRASH RECEPTACLE



3) PARKING AREA



PARK ENTRANCE



6) STONE BREAKWALL



4) BIKE RACK



5) PARK SIGN



7) BENCH



8) DEAD TREE

## Comments and Recommendations

### RECOMMENDATIONS

#### HIGH PRIORITY:

- 1) Remove grass and install mulch in a planting bed around existing shrubs and in maintenance circles around existing trees.
- 2) Install a lid on the trash receptacle to prevent water, insects and rodents from getting in.

#### OTHER PRIORITIES:

- 3) Spray to removed vegetation in existing parking area and stone path.
- 4) Install stone or hard surface under bike rack and trash receptacle to reduce wear on turf and to ease maintenance.
- 5) Planting and a mulched bed around the site sign would enhance the sign and make turf maintenance easier.
- 6) Some of the boulders used for the breakwall have broken up. The resulting smaller stones should be removed.
- 7) Remove weeds from around the concrete bench pad. Add additional stone to reduce the trip hazard at the pad.
- 8) One of the newly planted trees has died and should be replaced.

### COMMENTS

Debris is collecting on the beach area. This area should be maintained on an ongoing basis.

### ACCESSIBILITY

- Add accessible seating. Accessible picnic table on a hard surface.



# 23) Terra Lou Park

## Park Features

GENERAL PARK CONDITION		PARK FEATURES SIGNAGE		PLAY AREAS		FURNISHINGS		STRUCTURES		PARKING		MISCELLANEOUS	
Poor		Park Sign		Play Equipment		Wood Benches		Amphitheatre		Street Parking		Park Lighting	
Fair		Park Rules Sign		Open Play Area		Steel Benches		Pavilion		On Site Parking		Benches	
Good		No Smoking Sign		Hard Surface Play Area		Tables		Gazebo		Bicycle Parking		Flag Pole	
Very Good		Dog by Law Sign		Sports Facilities		Trash Receptacle		Snack Bar				Trees	
				Natural Features		Dog Waste Bags		Kitchen Facilities				Other Plantings	
				Stateboard Park		Dog Waste Receptacle		Storage Facilities				Walking Paths	
						Recycle Station		Washrooms					

SPORTS/PLAY FACILITIES		NATURAL ENVIRONMENT		PLAY EQUIPMENT		WALKING PATHS		NATURAL PLAY		TREES		TURF		PLANTING BEDS		RESIDENTIAL SCREENING	
Basketball Court		Within Park		Play Structure		Within Park (width)		Existing Berms		Need Trimming		Bare Areas		Need Trimming		Existing	
Tennis Court		Adjacent to Park		Swing		Linked		Other Features		Need Maintenance Circle w/ Approx. Quantity		Drainage Issues		Need Mulch		Recommended	
Hard Surface Play Area		Link to Park		Slide		Opportunity to Link/Add		Opportunity		Should More Be Planted		Exist. Catch Basins		Weeds/Fabric Showing			
Sand Volleyball		Link Could Be Added		Accessible		Surface Material								Should Be Added			
Scorer Field		Existing Water Access		Play Pad		Condition											
Baseball Diamond		Possible Water Access		Other		Safety Surface											
Batting Cage				Border		Seating In Area											
Baseball Dugouts																	
Spectator Stands																	
Toboggan Hill																	
Exercise Equipment																	
Stateboard Park																	



## Photographs



1) DRY SOD



2) PARK ENTRANCE



3) PICNIC TABLE



4) EVERGREEN TREES

## Comments and Recommendations

### RECOMMENDATIONS

#### HIGH PRIORITY:

- 1) New sod to repair construction traffic has dried and will most likely have to be replaced.

#### OTHER PRIORITIES:

- 2) The front fence at the park entrance is much longer that it needs to be and looks unwelcoming at the entrance.
- 3) Install hard surface under the picnic table to reduce maintenance.
- 4) The evergreens are leaving a mess of cones on the ground around the picnic table but provide a good buffer for the residence. Install shade trees in another area.
- 5) (no picture) Install benches for parents and others that are at the park with children.

### ACCESSIBILITY

- Add pavement and improve entrance to park..
- Add accessible seating and/or table at play structure.

# 24) Duck Creek Park

## Park Features

GENERAL PARK CONDITION		PARK FEATURES SIGNAGE		PLAY AREAS		FURNISHINGS		STRUCTURES		PARKING		MISCELLANEOUS	
Poor		Park Sign		Play Equipment		Wood Benches		Amphitheatre		Street Parking		Park Lighting	
Fair		Park Rules Sign		Open Play Area		Steel Benches		Pavilion		On Site Parking		Barbecues	
Good		No Smoking Sign		Hard Surface Play Area		Tables		Gazebo		Bicycle Parking		Flag Pole	
Very Good		Dog By-Law Sign		Sports Facilities		Trash Receptacle		Snack Bar				Trees	
				Natural Features		Dog Waste Bags		Kitchen Facilities				Other Plantings	
				Skateboard Park		Dog Waste Receptacle		Storage Facilities				Walking Paths	
						Recycle Station		Washrooms					

SPORTS/PLAY FACILITIES		NATURAL ENVIRONMENT		PLAY EQUIPMENT		WALKING PATHS		NATURAL PLAY		TREES		TURF		PLANTING BEDS		RESIDENTIAL SCREENING	
Baseball Court		Within Park		Play Structure		Within Park (width)		Existing Berms		Need Trimming		Bare Areas		Need Trimming		Existing	
Tennis Court		Adjacent to Park		Swing		Linked		Other Features		Need Maintenance Circle		Drainage Issues		Need Mulch		Recommended	
Hard Surface Play Area		Linked to Park		Slide		Opportunity to Link/Add		Opportunity		Approx. Quantity		Exist. Catch Basins		Weeds/Fabric Showing			
Soft Volleyball		Link Could Be Added		Accessible		Surface Material				Should More Be Planted				Should Be Added			
Soccer Field		Existing Water Access		Splash Pad		Condition											
Baseball Diamond		Possible Water Access		Other		Border											
Batting Cage				Safety Surface		Scaling In Area											
Baseball Dugouts				W													
Spectator Stands																	
Toboggan Hill																	
Exercise Equipment																	
Skateboard Park																	



## Comments and Recommendations

### RECOMMENDATIONS

#### HIGH PRIORITY:

- 1) A make shift road is allowing dumping at the back of the park. Install boulders, trees or other obstacles to prevent vehicles from traveling to the dump area.

#### OTHER PRIORITIES:

- 2) Install trash receptacles on concrete pads to reduce maintenance. One of the receptacles needs the lid replaced.
- 3) Install benches on concrete pads to reduce wear on the turf and to make maintenance easier.
- 4) Planting and a mulched bed around the site sign would enhance the sign and make turf maintenance easier as well as hide the foundations.
- 5) Remove weeds and secure fabric in the pea stone safety surface.
- 6) The trees donated by Cogeco require maintenance. Remove the support stakes and wires and mulch around the base of the trees or the entire area under the trees.
- 7) To prevent damage to tree trunks from maintenance equipment and to retain moisture, install and maintain maintenance circles around existing trees.
- 8) Remove tree stumps to reduce tripping hazard.
- 9) With the water in the pond at a low level it is a good opportunity to clear the banks of debris.
- 10) The remains of a dock are at the end of the pond. Remove what is there and build a new dock.
- 11) Add an asphalt pathway around the pond linking to existing path.
- 12) A scrap piece of wood has been put in place as a bridge over a swale or ditch leading to the pond. Install a more permanent bridge or culvert.

### ACCESSIBILITY

- Ensure that all site furnishings are accessible, i.e. seating at play structure.
- Extend pathway around pond.
- Add and accessible picnic area.
- Add an accessible portable washroom.

## Photographs



1) ROAD TO BACK DUMP AREA

2) TRASH RECEPTACLES

3) BENCH

4) PARK SIGN



5) PEA STONE SAFETY SURFACE

6) COGECO TREE AREA

7) EXIST. TREES

8) TREE STUMPS



9) DEBRIS IN POND

10) DOCK

11) PATHWAY AROUND POND

12) BRIDGE OVER SWALE



# 25) Strong Road Lakefront Parkette

## Park Features

GENERAL PARK CONDITION		PARK FEATURES SIGNAGE		PLAY AREAS		FURNISHINGS		STRUCTURES		PARKING		MISCELLANEOUS	
Poor		Park Sign		Play Equipment		Wood Benches		Amphitheatre		Street Parking		Park Lighting	
Fair		Park Rules Sign		Open Play Area		Steel Benches		Pavilion		On Site Parking		Benches	
Good		No Smoking Sign		Hard Surface Play Area		Tables		Gazebo		Bicycle Parking		Flag Pole	
Very Good		Dog by Law Sign		Hand Surface Play Area		Trash Receptacle		Snack Bar				Trees	
				Sports Facilities		Dog Waste Bags		Kitchen Facilities				Other Plantings	
				Natural Features		Dog Waste Receptacle		Storage Facilities				Walking Paths	
				Stateboard Park		Recycle Station		Washrooms					



SPORTS/PLAY FACILITIES		NATURAL ENVIRONMENT		PLAY EQUIPMENT		WALKING PATHS		NATURAL PLAY		TREES		TURF		PLANTING BEDS		RESIDENTIAL SCREENING	
Basketball Court		Within Park		Play Structure		Within Park (width)		Existing Berms		Need Trimming		Bare Areas		Need Trimming		Existing	
Tennis Court		Adjacent to Park		Swing		Linked		Other Features		Need Maintenance Circle		Drainage Issues		Need Mulch		Recommended	
Hard Surface Play Area		Linked to Park		Slide		Opportunity to Link/Add		Opportunity		Approx. Quantity		Exist. Catch Basins		Weeds/Fabric Showing			
Sand Volleyball		Link Could Be Added		Accessible		Surface Material				Should More Be Planted				Should Be Added			
Soccer Field		Possible Water Access		Splash Pad		Condition											
Basketball Diamond				Other													
Betting Cage				Safety Surface													
Basketball Dugouts				Border													
Spectator Stands				Seating In Area													
Toboggan Hill																	
Exercise Equipment																	
Skateboard Park																	


## Photographs




1) EXIST. PLANTING



2) TRASH RECEPTACLE



3) GRAVEL PATH & PARKING



4) BIKE RACK



5) PARK SIGN



7) DEAD TREE



8) PARK ENTRANCE



9) BEACH & BREAKWALL



## Comments and Recommendations

### RECOMMENDATIONS

#### HIGH PRIORITY:

- 1) Remove grass and install mulch in a planting bed around existing shrubs and in maintenance circles around existing trees.
- 2) Install a lid on the trash receptacle to prevent water, insects and rodents from getting in.

#### OTHER PRIORITIES:

- 3) Spray to remove vegetation in existing parking area and stone path.
- 4) Install stone or hard surface under bike rack and trash receptacle to reduce wear on turf and to ease maintenance.
- 5) Planting and a mulched bed around the site sign would enhance the sign and make turf maintenance easier.
- 6) Some of the boulders used for the breakwall have broken up. The smaller resulting stones should be removed.
- 7) One of the newly planted trees has died and should be replaced.
- 8) The bollards and trash receptacle at the entrance to the path to the park are not very appealing and even a little unwelcoming. Relocate the trash receptacle and remove the bollards.

### COMMENTS

- 9) Debris is collecting on the beach and breakwall area. This area should be maintained on an ongoing basis.

### ACCESSIBILITY

- Add accessible seating. Accessible picnic table on a hard surface

# 26) Golfview Drive Lakefront Parkette

## Park Features

GENERAL PARK CONDITION	PARK FEATURES SIGNAGE	PLAY AREAS	FURNISHINGS	STRUCTURES	PARKING	MISCELLANEOUS
Poor	Park Sign	Play Equipment	Wood Benches	Amphitheatre	Street Parking	Park Lighting
Fair	Park Rules Sign	Open Play Area	Steel Benches	Pavilion	On Site Parking	Barbecues
Good	No Smoking Sign	Hard Surface Play Area	Tables	Gazebro	Bicycle Parking	Flag Pole
Very Good	Dog By-Law Sign	Natural Features	Trash Receptacle	Snack Bar		Trees
		Stateboard Park	Dog Waste Bags	Kitchen Facilities		Other Plantings
			Dog Waste Receptacle	Storage Facilities		Walking Paths
			Recycle Station	Washrooms		



SPORTS/PLAY FACILITIES	NATURAL ENVIRONMENT	PLAY EQUIPMENT	WALKING PATHS	NATURAL PLAY	TREES	TURF	PLANTING BEDS	RESIDENTIAL SCREENING
Basketball Court	Within Park	Play Structure	Within Park (width)	Existing Berms	Need Trimming	Bare Areas	Need Trimming	Existing
Tennis Court	Adj. to Park	Swing	Linked	Other Features	Need Maintenance Circle or Approx. Quantity	Drainage Issues	Need Mulch	Recommended
Hard Surface Play Area	Linked to Park	Slide	Opportunity to Link/Add Surface Material	Opportunity	Should More Be Planted	Fest. Catch Basins	Weedy/Fabric Showing	
Sand Volleyball	Link Could Be Added	Accessible	Condition				Should Be Added	
Soccer Field	Existing Water Access	Other						
Baseball Diamond	Possible Water Access	Splash Pad						
Batting Cage		Condition						
Baseball Dugouts		Safety Surface						
Spectator Stands		Border						
Toboggan Hill		Seating In Area						
Exercise Equipment								
Stateboard Park								

## Photographs



1) EXIST. PLANTING



2) TRASH RECEPTACLE



3) GRAVEL PATH & PARKING



4) BIKE RACK



5) PARK SIGN



6) BENCH



7) PATH AT BREAKWALL

## Comments and Recommendations

### RECOMMENDATIONS

#### HIGH PRIORITY:

- 1) Remove grass and install mulch in a planting bed around existing shrubs and in maintenance circles around existing trees.
- 2) Install a lid on the trash receptacle to prevent water, insects and rodents from getting in.

#### OTHER PRIORITIES:

- 3) Spray to remove vegetation in existing parking area and stone path.
- 4) Install stone or hard surface under bike rack and trash receptacle to reduce wear on turf and to ease maintenance.
- 5) Planting and a mulched bed around the site sign would enhance the sign and make turf maintenance easier.
- 6) Raise the stone around the concrete bench pad to the top of the pad and remove the steal handle attached to the side.
- 7) Repair the sink hole or whatever is happening under the heavy metal plate on the path.

### ACCESSIBILITY

- Add accessible seating. Accessible picnic table on a hard surface



# 27) St. Clair Road Lakefront Parkette

## Park Features

GENERAL PARK CONDITION		PARK FEATURES SIGNAGE		PLAY AREAS		FURNISHINGS		STRUCTURES		PARKING		MISCELLANEOUS	
Poor		Park Sign		Play Equipment		Wood Benches		Amphitheatre		Street Parking		Park Lighting	
Fair		Park Rules Sign		Open Play Area		Steel Benches		Pavilion		On Site Parking		Benches	
Good		No Smoking Sign		Hard Surface Play Area		Tables		Gazebo		Bicycle Parking		Flag Pole	
Very Good		Dog by Law Sign				Trash Receptacle		Snack Bar				Trees	
						Dog Waste Receptacle		Kitchen Facilities				Other Plantings	
						Recycle Station		Storage Facilities				Walking Paths	
								Washrooms					

SPORTS/PLAY FACILITIES		NATURAL ENVIRONMENT		PLAY EQUIPMENT		WALKING PATHS		NATURAL PLAY		TREES		TURF		PLANTING BEDS		RESIDENTIAL SCREENING	
Basketball Court		Within Park		Play Structure		Within Park (width)		Existing Benches		Need Trimming		Bare Areas		Need Trimming		Existing	
Tennis Court		Adjacent to Park		Swing		Linked		Other Features		Need Maintenance Circle		Drainage Issues		Need Mulch		Recommended	
Hard Surface Play Area		Linked to Park		Slide		Opportunity to Link/Add		Opportunity		Approx. Quantity		Back Catch Basins		Weeds/Fabric Showing			
Sand Volleyball		Link Could Be Added		Accessible		Surface Material				Should More Be Planted				Should Be Added			
Soccer Field		Possible Water Access		Splash Pad		Condition											
Baseball Diamond				Other													
Baseball Dugouts				Safety Surface													
Baseball Dugouts				Border													
Spectator Seating				Seating in Area													
Toboggan Hill																	
Exercise Equipment																	
Skateboard Park																	



## Photographs



1) PARK SIGN



2) TRASH RECEPTACLE



3) PARKING AREA / PATHWAY



4) BIKE RACK



5) EXISTING TREES



6) CONCRETE DEBRIS IN GRASS AREA



7) NEIGHBOURING RESIDENCE



8) BEACH AREA

## Comments and Recommendations

### RECOMMENDATIONS

#### HIGH PRIORITY:

- 1) Trim planting in front of sign. Remove grass and install mulch in a planting bed around sign, existing shrubs and in maintenance circles around existing trees.
- 2) Install a lid on the trash receptacle to prevent water, insects and rodents from getting in.

#### OTHER PRIORITIES:

- 3) Spray to remove vegetation in existing parking area and stone path.
- 4) Install stone or hard surface under bike rack and trash receptacle to reduce wear on turf and to ease maintenance.
- 5) Install and maintain mulched maintenance circles around existing and newly planted trees.
- 6) Remove concrete debris and old fence post and footing that has surfaced in the grass.
- 7) Install additional evergreens to screen the neighboring residence.

### COMMENTS

- 8) Debris is collecting on the beach and breakwall area. This area should be maintained on an ongoing basis

### ACCESSIBILITY

- Add accessible seating and an accessible picnic table on a hard surface

# 28) Stoney Point Lakefront Parkette

## Park Features

GENERAL PARK CONDITION		PARK FEATURES SIGNAGE		PLAY AREAS		FURNISHINGS		STRUCTURES		PARKING		MISCELLANEOUS	
Poor		Park Sign		Play Equipment		Wood Benches		Amphitheatre		Street Parking		Park Lighting	
Fair		Park Rules Sign		Open Play Area		Steel Benches		Pavilion		On Site Parking		Barbecues	
Good		No Smoking Sign		Hard Surface Play Area		Tables		Gazebo		Bicycle Parking		Flag Pole	
Very Good		Dog by Law Sign		Hard Surface Play Area		Trash Receptacle		Snack Bar				Trees	
				Natural Features		Dog Waste Bags		Kitchen Facilities				Other Plantings	
				Stateboard Park		Dog Waste Receptacle		Storage Facilities				Walking Paths	
						Recycle Station		Washrooms					



SPORTS/PLAY FACILITIES		NATURAL ENVIRONMENT		PLAY EQUIPMENT		WALKING PATHS		NATURAL PLAY		TREES		TURF		PLANTING BEDS		RESIDENTIAL SCREENING	
Basketball Court		Within Park		Play Structure		Within Park (width)		Existing Berms		Need Trimming		Bare Areas		Need Trimming		Existing	
Tennis Court		Adjacent to Park		Swing		Linked		Other Features		Need Maintenance Circle		Drainage Issues		Need Mulch		Recommended	
Hard Surface Play Area		Link to Park		Slide		Opportunity to Link/Add		Opportunity		Approx. Quantity		Exst. Catch Basins		Weeds/Fabric Showing			
Sand Volleyball		Link Could Be Added		Splash Pad		Surface Material				Should More Be Planted				Should Be Added			
Soccer Field		Possible Water Access		Other		Condition											
Baseball Diamond				Safety Surface													
Batting Cage				Border													
Baseball Dugouts				Seating In Area													
Spectator Stands																	
Toboggan Hill																	
Exercise Equipment																	
Stateboard Park																	

## Comments and Recommendations

### RECOMMENDATIONS

#### HIGH PRIORITY:

- 1) Install a mulched planting bed to the park sign.
- 2) Install a lid on the trash receptacle to prevent water, insects and rodents from getting in. Place trash receptacle on a hard surface.

#### OTHER PRIORITIES:

- 3) Spray to remove vegetation in existing parking area and stone path.
- 4) Install stone or hard surface under bike rack and trash receptacle to reduce wear on turf and to ease maintenance.
- 5) Install and maintain mulched maintenance circles around existing and newly planted trees. Remove and replace the dead tree
- 6) Install a mulched planting bed under existing plantings.
- 7) Install additional evergreens to screen the garbage collection and storage area on the neighboring property.

### COMMENTS

- 8) Debris is collecting on the beach and breakwall area. This area should be maintained on an ongoing basis

### ACCESSIBILITY

- Add accessible seating and an accessible picnic table on a hard surface.


## Photographs



1) PARK SIGN



2) TRASH RECEPTACLE



3) PATHWAY, BENCH PAD AND PARKING AREA



4) BIKE RACK



5) EXISTING TREES



6) EXISTING PLANTINGS



7) GARBAGE BIN



8) BEACH





# 29) Stoney Point Park

## Park Features

GENERAL PARK CONDITION	PARK FEATURES SIGNAGE	PLAY AREAS	FURNISHINGS	STRUCTURES	PARKING	MISCELLANEOUS
Poor	Park Sign	Play Equipment	Wood Benches	Amphitheatre	Street Parking	Park Lighting
Fair	Park Rules Sign	Open Play Area	Steel Benches	Pavilion	On Site Parking	Barbecues
Good	No Smoking Sign	Hard Surface Play Area	Tables	Gazebo	Bicycle Parking	Flag Pole
Very Good	Dog By-Law Sign	Sports Facilities	Trash Receptacle	Snack Bar		Trees
		Natural Features	Dog Waste Bags	Kitchen Facilities		Other Plantings
		Stateboard Park	Dog Waste Receptacle	Storage Facilities		Walking Paths
			Recycle Station	Washrooms		

SPORTS/PLAY FACILITIES	NATURAL ENVIRONMENT	PLAY EQUIPMENT	WALKING PATHS	NATURAL PLAY	TREES	TURF	PLANTING BEDS	RESIDENTIAL SCREENING
Basketball Court	Within Park	Play Structure	Within Park (width)	Existing Berms	Need Trimming	Bare Areas	Need Trimming	Existing
Tennis Court	Adjacent to Park	Swing	Linked	Other Features	Need Maintenance Circle	Drainage Issues	Need Mulch	Recommended
Hard Surface Play Area	Linked to Park	Slide	Opportunity to Link/Add	Opportunity	Approx. Quantity	East. Catch Basins	Weeds/Fabric Showing	
Sand Volleyball	Link Could Be Added	Accessible	Surface Material	Should More Be Planted	Should More Be Planted		Should Be Added	
Soccer Field	Existing Water Access	Accessible	Condition					
Baseball Diamond	Possible Water Access	Splash Pad	Safety Surface					
Batting Cage		Other	Border					
Baseball Dugouts		Condition	Seating In Area					
Spectator Stands		Safety Surface						
Toboggan Hill		Border						
Exercise Equipment		Seating In Area						
Stateboard Park								



## Comments and Recommendations

### RECOMMENDATIONS

- 1) Provide planting to further enhance the park sign. An at grade planting in front of the boulders could help with maintenance.
- 2) Remove or straighten the metal barrier and install a concrete or asphalt path to the pavilion.
- 3) Install a lid on the trash receptacle to prevent water, insects and rodents from getting in. Install receptacles on a hard surface.
- 4) Remove stone and fill low areas with topsoil and grass seed. Install area drains if drainage is a problem.
- 5) Bury fabric in safety surface of play structure. Remove weeds from pea stone. The wood border is starting to fail. Repair or replace as required.
- 6) Remove the picnic table from the skateboard park surface.
- 7) Replace existing wood benches with metal benches on concrete pads. When replacing the benches along the walking path, move them closer to the path and away from the evergreen hedge.
- 8) Remove or paint this bike rack. Smaller bike rack closer to park features would be used more..
- 9) Add soil at base of post to cover exposed concrete post footing. Cap the top of the post.
- 10) Remove the sign frame no longer in use.
- 11) Remove concrete debris that has surfaced in grass areas.
- 12) The seats on the player's benches are starting to sag and twist. More support or heavier boards are needed.

### ACCESSIBILITY

- Add and accessible washroom
- Extend sidewalks from parking lots.

## Photographs



1) PARK SIGN



2) PAVILION ENTRANCE



3) TRASH RECEPTABLES



4) PAVILION



5) PLAY AREA SAFETY SURFACE



6) SKATEBOARD PARK



7) EXISTING WOOD BENCHES



8) BIKE RACK



9) HYDRO POST



10) PARK SIGN FRAME



11) CONCRETE DEBRIS IN GRASS



12) WOOD PLAYER'S BENCH

# 29) Stoney Point Park

## Photographs



13) PARKING BARRIER



14) OLD DRINKING FOUNTAIN



15) BENCH & TRASH RECEPTACLE



16) SAND VOLLEYBALL



17) FORMER PLAY AREA



18) BASEBALL DUGOUTS



19) TOBOGGAN HILL



20) CONCRETE BOLLARDS



## Comments and Recommendations

### RECOMMENDATIONS

- 13) Fill around posts at parking lot.
- 14) Remove drinking fountains that are not longer in use.
- 15) Separate benches and trash receptacles .
- 16) Remove weeds and grass from sand volleyball court.
- 17) Remove peas stone from old play area. Fill with topsoil and grass seed.
- 18) The baseball diamonds seem to be abandoned in favour of soccer. Remove old dugouts and backstops and salvage fence parts for repairs at other parks.
- 19) Replace signs at the top of the toboggan hill.
- 20) Remove bollards that are not needed and being tipped over. Install knockdown bollard.



# 30) Gracey Sideroad Lakefront Parkette

## Park Features

GENERAL PARK CONDITION	PARK FEATURES SIGNAGE	PLAY AREAS	FURNISHINGS	STRUCTURES	PARKING	MISCELLANEOUS
Poor	Park Sign	Play Equipment	Wood Benches	Amphitheatre	Street Parking	Park Lighting
Fair	Park Rules Sign	Open Play Area	Steel Benches	Pavilion	On Site Parking	Barbecues
Good	No Smoking Sign	Hard Surface Play Area	Tables	Gazello	Bicycle Parking	Flag Pole
Very Good	Dog By-Law Sign	Sports Facilities	Trash Receptacle	Snack Bar		Trees
		Natural Features	Dog Waste Receptacle	Kitchen Facilities		Other Plantings
		Skateboard Park	Recycle Station	Storage Facilities		Walking Paths
				Washrooms		

SPORTS/PLAY FACILITIES	NATURAL ENVIRONMENT	PLAY EQUIPMENT	WALKING PATHS	NATURAL PLAY	TREES	TURF	PLANTING BEDS	RESIDENTIAL SCREENING
Baseball Court	Within Park	Play Structure	Within Park (width)	Existing Berms	Need Trimming	Bare Areas	Need Trimming	Existing
Tennis Court	Adjacent to Park	Swing	Linked	Other Features	Need Maintenance Circle	Drainage Issues	Need Mulch	Recommended
Hard Surface Play Area	Linked to Park	Slide	Opportunity to Link/Add	Opportunity	Approx. Quantity	Exist. Catch Basins	Weeds/Fabric Showing	
Sand Volleyball	Link Could Be Added	Accessible	Surface Material		Should More Be Planted		Should Be Added	
Secer Field	Existing Water Access		Condition					
Baseball Diamond	Possible Water Access							
Batting Cage								
Baseball Dugouts								
Spectator Stands								
Toboggan Hill								
Exercise Equipment								
Skateboard Park								



## Comments and Recommendations

### RECOMMENDATIONS

#### HIGH PRIORITY:

- 1) Install a mulched planting bed around the park sign.
- 2) Install a lid on the trash receptacle to prevent water, insects and rodents from getting in. Place trash receptacle on a hard surface.

#### OTHER PRIORITIES:

- 3) Spray to removed vegetation in existing parking area and stone path.
- 4) Install stone or hard surface under bike rack and trash receptacle to reduce wear on turf and to ease maintenance.
- 5) Install and maintain mulched maintenance circles around existing and newly planted trees and mulch in planting bed under existing plantings.
- 6) Remove concrete that has come to the surface in the grass area.

### COMMENTS

- 7) Debris is collecting on the beach and breakwall area. This area should be maintained on an ongoing basis.

### ACCESSIBILITY

- Add accessible seating and an accessible picnic table on a hard surface.

## Photographs



1) PARK SIGN



2) TRASH RECEPTACLE



3) PARKING AREA



4) BIKE RACK



5) EXISTING PLANTS



6) CONCRETE IN GRASS



7) BEACH AREA

# 31) Lighthouse Cove Lions Park

## Park Features

GENERAL PARK CONDITION	PARK FEATURES SIGNAGE	PLAY AREAS	FURNISHINGS	STRUCTURES	PARKING	MISCELLANEOUS
Floor	Park Sign	Play Equipment	Wood Benches	Amphitheatre	Street Parking	Park Lighting
Fair	Park Rules Sign	Open Play Area	Steel Benches	Pavilion	On Site Parking	Benches
Good	No Smoking Sign	Hard Surface Play Area	Tables	Gazebo	Bicycle Parking	Flag Pole
Very Good	Dog By-Law Sign	Sports Facilities	Trash Receptacle	Snack Bar		Trees
		Natural Features	Dog Waste Bags	Kitchen Facilities		Other Plantings
		Skateboard Park	Recycle Station	Storage Facilities		Walking Paths
				Mashrooms		

SPORTS/PLAY FACILITIES	NATURAL ENVIRONMENT	PLAY EQUIPMENT	WALKING PATHS	NATURAL PLAY	TREES
Basketball Court	Within Park	Play Structure	Within Park (width)	Existing Berms	Need Trimming
Tennis Court	Adjacent to Park	Swing	Linked	Other Features	Need Maintenance Circle
Hard Surface Play Area	Linker to Park	Slide	Opportunity to Link/Add	Opportunity	Approx. Quantity
Sand Volleyball	Link Could Be Added	Accessible	Surface Material		Should More Be Planted
Soccer Field	Existing Water Access	Splash Pad	Condition		
Baseball Diamond	Possible Water Access	Other			
Bunting Cage		Safety Surface			
Baseball Dugouts		Border			
Spectator Stands		Seating In Area			
Toboggan Hill					
Exercise Equipment					
Skateboard Park					



## Comments and Recommendations

### RECOMMENDATIONS

#### HIGH PRIORITY:

- 1) Remove the old park sign.
- 2) Replace the park rules sign with the sign standard to other parks.
- 3) Replace the wood recycle box with the standard recycling container on a concrete base.
- 4) Replace waste containers with the standard. Install on a concrete pad with lids on all of the containers.
- 5) Remove weeds from pea stone safety surface and bury fabric. Conduct a safety audit on the play structure area to ensure that the pea stone meets the required standard for the fall height of the structure and that all the safety and non encroachment zones have been maintained.
- 6) Remove picnic table from safety area of play structure.

#### OTHER PRIORITIES:

- 7) Replace wood benches with the steel benches (and add additional) becoming standard in other parks.
- 8) Remove patio stones no longer in use and replace with topsoil and grass seed.
- 9) Investigate whether the slope and structure of the ramps meet codes and standards that apply and make required changes.
- 10) Remove stumps of trees that have been removed.
- 11) Remove the piece of broken concrete leaning against the tree.
- 12) Clean and grub the wooded area by the baseball backstop. The wooded area appears to be in play or very close to the baseball diamond.

## Photographs



1) NEW PARK SIGN



OLD PARK SIGN




2) PARK RULES SIGN



3) CAN RECYCLE BOX



4) WASTE CONTAINERS



5) PEA STONE SAFETY SURFACE



6) TABLE IN SAFETY AREA



7) WOOD BENCH



8) PATIO STONES



9) RAMP TO DOCK



10) TREE STUMP



11) CONCRETE DEBRIS



12) WOODED AREA



# 31) Lighthouse Cove Lions Park

## Photographs



13) DEAD TREES



14) FENCE REPAIR



15) ASPHALT PATHWAY



## Comments and Recommendations

### OTHER PRIORITIES:

- 13) Remove and replace dead trees.
- 14) Repair the hole in the fence at the parking lot.
- 15) There are several repairs required in the asphalt.
- 16) The tennis court requires several repairs.
  - Resurface and stripe the court.
  - Replace the sign over the gate to the courts.
  - Remove the picnic table in the court area.
  - Replace the basketball backboards and rims.
  - Replace the net posts or straighten the existing and cap the tops.
  - Replace the net or at least the centre support.

### ACCESSIBILITY

- Make repairs to asphalt pathway.
- Ensure that all site furnishings are accessible.
- Add accessible ramp to dock.
- Add accessible seating. Accessible picnic table on a hard surface.
- Add an accessible portable washroom.



16) TENNIS/BASKETBALL COURT

# 32) Shanahan Park (formerly Pleasant Park)

## Park Features

GENERAL PARK CONDITION	PARK FEATURES SIGNAGE	PLAY AREAS	FURNISHINGS	STRUCTURES	PARKING	MISCELLANEOUS
Poor	Park Sign	Play Equipment	Wood Benches	Amphitheatre	Street Parking	Park Lighting
Fair	Park Rules Sign	Open Play Area	Steel Benches	Pavilion	On Site Parking	Barbecues
Good	No Smoking Sign	Hard Surface Play Area	Tables	Gazebo	Bicycle Parking	Flag Pole
Very Good	Dog By-Law Sign	Natural Features	Trash Receptacle	Snack Bar		Trees
		Shateboard Park	Dog Waste Bags	Kitchen Facilities		Other Plantings
			Dog Waste Receptacle	Storage Facilities		Walking Paths
			Recycle Station	Washrooms		



SPORTS/PLAY FACILITIES	NATURAL ENVIRONMENT	PLAY EQUIPMENT	WALKING PATHS	NATURAL PLAY	TREES	TURF	PLANTING BEDS	RESIDENTIAL SCREENING
Baseball Court	Within Park	Play Structure	Within Park (width)	Existing Berms	Need Trimming	Bare Areas	Need Trimming	Existing
Tennis Court	Adjacent to Park	Swing	Linked	Other Features	Need Maintenance Circle	Drainage Issues	Need Mulch	Recommended
Hard Surface Play Area	Linked to Park	Slide	Opportunity to Link/Add	Opportunity	Approx. Quantity	Eros. Catch Basins	Weeds/Fabric Showing	
Sand Volleyball	Link Could Be Added	Accessible	Surface Material		Should More Be Planted		Should Be Added	
Soccer Field	Existing Water Access	Splash Pad	Condition					
Baseball Diamond	Possible Water Access	Other	Safety Surface					
Batting Cage		Condition	Border					
Baseball Dugouts		Safety Surface	Seating In Area					
Spectator Stands		Border						
To boggan Hill								
Exercise Equipment								
Shateboard Park								

## Comments and Recommendations

### RECOMMENDATIONS

- 1) Add planting and to enhance park sign and cover footings.
- 2) Trim the large shrub and add mulch around the plants and boulder.
- 3) Add stone or hard surface under benches to help with maintenance.
- 4) Replace dead trees and remove stumps.
- 5) It appears the infield surface of the baseball field has been harvested for use on another field leaving this field rough and uneven. Add topsoil and seed or sod.
- 6) Remove weeds from the sand safety surface. Rake sand back away from the wood border.
- 7) Remove weeds from the sand around the swing set. Replace parts of the border that have been removed.
- 8) Repair the holes in the parking lot fence.

### COMMENTS

- 9) The play equipment is dated and beginning to rust. Remove /replace the equipment, border and safety surface. While the existing equipment is in place, remove weeds and other debris from the pea stone.

### ACCESSIBILITY

- Add a sign to identify the location of the washrooms at the fire hall.
- Ensure proper safety and accessibility requirements are met in washrooms i.e. safety grab bars, space requirements, access, etc.
- Ensure that all site furnishings are accessible.
- Add accessible seating or table at play areas.
- Ensure that all site furnishings are accessible, i.e. seating etc.

## Photographs



1) PARK SIGN



2) PLANTING BED



3) BENCH



4) DEAD TREES AND STUMPS



5) BASEBALL INFIELD



9) PARKING LOT FENCE



9) PLAY EQUIPMENT



SWING SET



PLAY STRUCTURE SAFETY SURFACE & BORDER





# 33) Woodslee Memorial Park

## Park Features

GENERAL PARK CONDITION	PARK FEATURES SIGNAGE	PLAY AREAS	FURNISHINGS	STRUCTURES	PARKING	MISCELLANEOUS
Poor	Park Sign	Play Equipment	Wood Benches	Amphitheatre	Street Parking	Park Lighting
Fair	Park Rules Sign	Open Play Area	Tables	Pavilion	On Site Parking	Barbecues
Good	No Smoking Sign	Hard Surface Play Area	Trash Receptacle	Gazbo	Bicycle Parking	Flag Pole
Very Good	Dog By-Law Sign	Sports Facilities	Dog Waste Receptacle	Snack Bar		Trees
		Natural Features	Recycle Station	Kitchen Facilities		Other Plantings
		Skateboard Park		Storage Facilities		Walking Paths
				Washrooms		

SPORTS/PLAY FACILITIES	NATURAL ENVIRONMENT	PLAY EQUIPMENT	WALKING PATHS	NATURAL PLAY	TREES	TURF	PLANTING BEDS	RESIDENTIAL SCREENING
Baseball Court	Within Park	Play Structure	Within Park (width)	Existing Berms	Need Trimming	Bare Areas	Need Trimming	Existing
Tennis Court	Adjacent to Park	Swing	Linked	Other Features	Need Maintenance Circle	Drainage Issues	Need Mulch	Recommended
Hard Surface Play Area	Link to Park	Slide	Opportunity to Link/Add	Opportunity	Approx. Quantity	Exist. Catch Basins	Weeds/Fabric Showing	
Sand Volleyball	Link Could Be Added	Accessible	Surface Material		Should More Be Planted		Should Be Added	
Sever Field	Existing Water Access	Other	Condition					
Baseball Diamond	Possible Water Access	Splash Pad						
Batting Cage		Other						
Baseball Dugouts		Safety Surface						
Spectator Stands		Border						
Toboggan Hill		Seating in Area						
Exercise Equipment								
Skateboard Park								



## Comments and Recommendations

### RECOMMENDATIONS

#### HIGH PRIORITY:

- 1) Fence Repairs
  - A) Fence being damaged by maintenance equipment. Damage is often in areas where it is tight between the fence and a tree or hydro pole.
  - B) Top rail is separated from end cap.
  - C) Remove and replace fence parts that have rusted or that have been damaged.
- 2) Remove stumps from trees that have been cut. Safety hazard.
- 3) Waste containers should have lids to keep water, bees and rodents out.

#### OTHER PRIORITIES:

- 4) Existing park sign is old and faded and should be replaced.
- 5) Replace playground equipment or remove pea stone and border and replace with grass.
- 6) Remove weeds pea stone and make sure stone is loose.
- 7) The third post at the entrances has created a maintenance issue. Install asphalt in these locations to reduce maintenance and wear of the turf.
- 8) Remove support stakes that are no longer needed. Clean up around the base of trees and mulch to reduce maintenance.
- 9) Install fence to replace temporary barricades keeping vehicles out of park.
- 10) Remove concrete pads at perimeter of park that are not longer needed.

#### COMMENTS

- 11) A connection or viewing area could be made to the creek to the south west of the park.

#### ACCESSIBILITY

- Add an asphalt pathway for circulation through the park.
- Ensure that all site furnishings are accessible.
- Add accessible seating and an accessible picnic table on a hard surface.
- Ensure proper safety and accessibility requirements are met in washrooms i.e. safety grab bars, space requirements, access, etc.

## Photographs



1) FENCE DAMAGE



A



B



C



2) STUMPS FROM OLD TREES



3) TRASH RECEPTACLE



4) PARK SIGN



5) OLD PLAY STRUCTURE AREA



6) SWING SET SAFETY SURFACE



7) PARK ENTRANCES



8) EXISTING TREES



9) TEMPORARY BARRICADES



10) OLD CONCRETE



11) PATH TO CREEK



# 34) Millen Centre Park

## Park Features



GENERAL PARK CONDITION		PARK FEATURES SIGNAGE		PLAY AREAS		FURNISHINGS		STRUCTURES		PARKING		MISCELLANEOUS	
Poor		Park Sign		Play Equipment		Wood Benches		Amphitheatre		Street Parking		Park Lighting	
Fair		Park Rules Sign		Open Play Area		Steel Benches		Pavilion		On Site Parking		Benches	
Good		No Smoking Sign		Hard Surface Play Area		Tables		Gazebo		Bicycle Parking		Flag Pole	
Very Good		Dog By-Law Sign				Trash Receptacle		Snack Bar				Trees	
						Dog Waste Bags		Kitchen Facilities				Other Plantings	
						Dog Waste Receptacle		Storage Facilities				Walking Paths	
						Recycle Station		Washrooms					

SPORTS/PLAY FACILITIES		NATURAL ENVIRONMENT		PLAY EQUIPMENT		WALKING PATHS		NATURAL PLAY		TREES		TURF		PLANTING BEDS		RESIDENTIAL SCREENING	
Baseball Court		Within Park		Play Structure		Within Park (width)		Existing Berms		Need Trimming		Bare Areas		Need Trimming		Existing	
Tennis Court		Adjacent to Park		Swing		Linked		Other Features		Need Maintenance Circle		Drainage Issues		Need Mulch		Recommended	
Hard Surface Play Area		Link to Park		Slide		Opportunity to Link/Add		Opportunity		Approx. Quantity		Exist. Catch Basins		Weeds/Fabric Showing			
Sand Volleyball		Link Could Be Added		Accessible		Surface Material				Should More Be Planted				Should Be Added			
Soccer Field		Existing Water Access		97/02		Condition											
Baseball Diamond		Possible Water Access		90/10		Safety Surface											
Batting Cage				90		Border											
Baseball Dugouts						Seating In Area											
Spectator Stands																	
Toboggan Hill																	
Exercise Equipment																	
Skateboard Park																	

## Photographs



1) POLE/WIRE



2) ENTRANCE GARDEN



3) PICNIC TABLE



4) CATCH BASIN COVER



5) BASEBALL DIAMOND FENCING



6) DISEASED TREE



7) FABRIC IN PEA STNE



8) TURF REPAIR NEEDED



9) MULCH TREES



10) TRASH RECEPTACLES

## Comments and Recommendations

### RECOMMENDATIONS

#### HIGH PRIORITY:

- 1) Remove pole and wire.
- 2) Weed, trim and re-plant entrance garden. Stone edging needs to be re-set.
- 3) Replace damaged picnic table.
- 4) Raised metal catch basin covers are a safety issue. Replace with safer covers.
- 5) Fence Repairs:
  - A) Replace end cap.
  - B) End post has heaved. Raised concrete is a safety issue and the fence is not level.
  - C) Future fences should be topped with the purpose made yellow warning pipe.
  - D) Replace and/or repair fencing bottom boards on backstops and batting cage.

#### OTHER PRIORITIES:

- 6) Remove and replace diseased tree.
- 7) Bury fabric in pea stone at play structure.
- 8) Repair turf where drainage work has been done.
- 9) Install and maintain the mulched maintenance circles around existing trees.
- 10) Install lids on all trash receptacles to keep water, insects and rodents out.

#### COMMENT

-



# 34) Millen Centre Park

## Photographs



12) BERM



13) GRANULAR PATHWAY



14) SPECTATOR SEATING



15) WOOD SPECTATOR SEATING



16) SPECTATOR SEATING TO CLOSE TO FENCE



17) DUGOUTS AND BATTING CAGE



18) TABLE IN SAFETY SURFACE



19) SITE SIGN

## Comments and Recommendations

### OTHER PRIORITIES:

- 12) Increase the width of the berm to decrease the slope. Mulch under the Spruce.
- 13) Pave the granular pathway to the play equipment.
- 14) Pave or install granular under bleachers.
- 15) Replace wood bleachers.
- 16) These bleachers are too close to the fence making it difficult to maintain the grass.

### COMMENTS

- 17) The fencing on the dugouts and batting cages will need to be replaced in the near future.
- 18) Tables should be secured so they cannot be brought within the safety surface of the play equipment creating an unsafe condition.
- 19) The location of the site signs is confusing. It seems the sign for the park is in front of the community centre and the sign for the community centre is at the entrance to the park

### ACCESSIBILITY

- Add an accessible sidewalk from Belle River Road into the park
- Pave granular pathway from parking lot to play structure.
- Add accessible seating areas with bleachers. Connect to pathway.
- Ensure that all site furnishings are accessible, i.e. seating at play structure, bleachers.
- Add accessible table and/or seating at play structure.





# 35) GERALYN TELLIER-PERDU MEMORIAL PARK

## Photographs



7) BLEACHERS



8) BASEBALL DIAMONDS



9) TREE STUMP



10) BIKE RACK



11) FENCE POST



12) WEEDS IN PEA STONE



13) BACKSTOP BOTTOM BOARDS



14) SIGN



15) PAVILION POST



16) PAVILION EAVESTROUGH



17) ENTRANCE SIGNS



18) GRASS CLIPPINGS



19) PATH TO WATER



20) WALKING PATH

## Comments and Recommendations

### RECOMMENDATIONS

- 7) Install stone or hard surface under bleachers to reduce maintenance. The surface could be large enough to accommodate the trash receptacles although it is preferred to have some separation from seating areas.
- 8) Remove weeds and/or grass from between home plate and the backstop and along other fences.
- 9) Remove tree stumps when trees are removed.
- 10) Remove rust and paint bike rack or remove and replace with smaller units that will be used throughout the park.
- 11) Remove the old fence post footing.
- 12) Remove weeds from the safety surface of the play structure.
- 13) The bottom boards of the baseball backstop should be installed so they are plumb and have no gaps to affect the bounce of the baseball.
- 14) Remove and re-condition or replace the existing sign on the pavilion.
- 15) Paint the posts and other parts of the pavilion as required.
- 16) Replace eavestrough downspouts on the pavilion.

### COMMENTS

- 17) Care should be taken when mounting signs at the entrance of the park so they are neat and orderly.
- 18) Grass clippings and other debris should not be disposed in the wooded area
- 19) Install viewing platforms on the edge of the river to make the connection to the water.
- 20) Naturalizing areas on the outside of the walking path where appropriate can reduce grass cutting.

### ACCESSIBILITY

- Improve entrances to park.
- Pave a portion of the parking lot close to the park entrance for an accessible parking space(s).
- Add accessible seating areas with bleachers. Connect to pathway.
- Ensure that all site furnishings are accessible, i.e. seating at play structure, bleachers.
- Add accessible table and/or seating at play structure.
- Add and accessible swing seat and pathway to swing set.





# 37) Comber Fairgrounds Park

## Park Features

GENERAL PARK CONDITION	PARK FEATURES SIGNAGE	PLAY AREAS	FURNISHINGS	STRUCTURES	PARKING	MISCELLANEOUS
Poor	Park Sign	Play Equipment	Wood Benches	Amphitheatre	Street Parking	Park Lighting
Fair	Park Rules Sign	Open Play Area	Steel Benches	Pavilion	On Site Parking	Barbecues
Good	No Smoking Sign	Hard Surface Play Area	Tables	Gazebo	Bicycle Parking	Flag Pole
Very Good	Dog By-Law Sign	Natural Features	Trash Receptacle	Snack Bar	Trees	Other Plantings
		Skateboard Park	Dog Waste Bags	Kitchen Facilities	Walking Paths	
			Recycle Station	Storage Facilities		
				Washrooms		

SPORTS/PLAY FACILITIES	NATURAL ENVIRONMENT	PLAY EQUIPMENT	WALKING PATHS	NATURAL PLAY	TREES	TURF	PLANTING BEDS	RESIDENTIAL SCREENING
Basketball Court	Within Park	Play Structure	Within Park (width)	Existing Benches	Need Trimming	Bare Areas	Need Trimming	Existing
Tennis Court	Adjacent to Park	Swing	Linked	Other Features	Need Maintenance Circle	Drainage Issues	Need Mulch	Recommended
Hard Surface Play Area	Linked to Park	Slide	Opportunity to Link/Add	Opportunity	Approx. Quantity	Exist. Catch Basins	Weeds/Fabric Showing	
Sand Volleyball	Link Could Be Added	Accessible	Surface Material		Should More Be Planted		Should Be Added	
Soccer Field	Existing Water Access	Splash Pad	Condition					
Baseball Diamond	Possible Water Access	Other	Seating In Area					
Batting Cage		Barley Surface						
Baseball Dugouts		Border						
Spectator Stands								
Toboggan Hill								
Exercise Equipment								
Skateboard Park								



## Comments and Recommendations

### RECOMMENDATIONS

#### HIGH PRIORITY:

- 1) Install plastic safety pipe on all baseball fence.

#### OTHER PRIORITIES:

- 2) Install concrete pad under bench or expand granular area to back of bench and remove weeds.
- 3) Remove tree stumps.
- 4) General grass repairs are required throughout the park.
- 5) Remove, clean and seed soil pile.
- 6) Group trash receptacles and install on a concrete pad. Install lids on receptacles to keep water, insects and rodents out.
- 7) Remove wood post and other debris.
- 8) Use the wood chips around the base of existing trees. Add topsoil and seed area to repair.
- 9) Install stone or hard surface under bleachers.
- 10) Remove the grass at the base of baseball fencing.
- 11) Install concrete pad for picnic tables.
- 12) Install concrete pad for portable washroom.
- 13) Install granular or hard surface under bleachers to prevent weeds from coming through seats.

## Photographs



1) BASEBALL FENCE



2) BENCH



3) TREE STUMPS



4) GRASS REPAIRS



5) SOIL PILE



6) TRASH RECEPTACLES



7) POST & DEBRIS



8) WOOD CHIP PILE



9) BIKE RACK



10) BASEBALL BACKSTOP



11) PICNIC TABLE



12) PORTABLE WASHROOM



13) BLEACHER SEATS

# 37) Comber Fairgrounds Park

## Photographs



14) GARBAGE BIN



15) PAVILION AREA



16) FLAG POLE



17) PEA STONE



18) RUSTED POST



19) GRASS REPAIRS



20) DEAD TREES



21) TREE SUPPORT

## Comments and Recommendations

### RECOMMENDATIONS

- 14) Replace these garbage containers that do not hold the garbage bags securely.
- 15) Concrete under the picnic tables in the grass area will make maintenance easier. Remove weeds from joints in pavilion pavement. Remove stumps.
- 16) Straighten flag pole.
- 17) Remove weeds from pea stone.

### COMMENTS

- 18) Remove or paint rusted posts.
- 19) Repair grass on step seating.
- 20) Replace dead trees on the back of the berm for the stepped seating area.
- 21) Trees are supported too low. Trees of this size only need 1 support.

### ACCESSIBILITY

- Improve entrances to park.
- Add accessible parking space(s).
- Add accessible seating areas with bleachers. Connect to pathway.
- Ensure that all site furnishings area accessible, that they are on pavement and have a hard surface leading up to them.
- Add accessible table and/or seating at play structure.
- Add and accessible swing seat and pathway to swing set.



# Lakeshore Park Maintenance Checklist

## Lakeshore Park Maintenance Standards Checklist

Park:		Date:	
Inspected By:		Population Centre:	

Place a “**Y**” in the space if the item meets standards. Place an “**N**” in the space if the item does not meet standards.

<b>ATHLETIC FACILITIES: COMPETITIVE FIELDS</b>		
--	--	--

### Turf Grass

<b>1</b>	Turf has a healthy dense stand of grass and coverage is no less than 95% of the playable area.	
<b>2</b>	Play area has a uniform surface and well drained.	
<b>3</b>	Turf is mowed at the appropriate height.	
<b>4</b>	Turf is free of any litter or debris.	
	Other	



# Lakeshore Parks & Recreation Master Plan

A Community Connected by Parks

## Skinned Infields

1	Infields have a uniform surface and are free of lips, holes and trip hazards.	
2	Infields are well drained with no standing water.	
3	Infields have proper soil consistency for the intended usage.	
4	Infields are free of weeds and grass.	
5	Infields are free of rocks, dirt clods, and debris for safe play.	
6	Bases, plates, pitcher's mound are properly installed, level, and are at the proper distances.	
	Other	

## Soccer Goals

1	Condition of the turf at goal area.	
2	Goals are properly installed and anchored.	
3	Goal frames show no excessive bending.	
4	Nets are in good condition and free of holes, tears, and fraying which would allow a soccer ball to pass.	
	Other	

# Lakeshore Parks & Recreation Master Plan

A Community Connected by Parks

## Bleachers

1	Hardware is intact.	
2	Seating surface is clean, smooth, and free of protrusions.	
3	Bleachers are firmly anchored to the ground.	
4	Trash receptacles are in close proximity to the bleacher seating.	
5	Trash receptacles need emptying.	
	Other	

## Lights

1	Lights are all operational.	
2	Individual bulbs are all operational.	
3	No exposed wiring, damaged fixtures or loose components.	
4	Lights are performing and aligned to the playing surface as indented.	
5	Poles are in good condition. ie. No rust, flaking paint	
	Other	



# Lakeshore Parks & Recreation Master Plan

A Community Connected by Parks

## Fencing

1	Fence fabric is properly secured to the line and rails posts.	
2	All rails are properly connected.	
3	All fence fabric is free of holes or damaged areas.	
4	All gates and latches are operational.	
	Other	

## Restrooms

1	Restrooms are clean and stocked with paper products.	
2	Lights and ventilation are operational.	
3	All internal equipment is operational.	
4	Rooms and stalls are free of graffiti.	
5	All signage is clearly identifiable.	
6	All doors locks are operational.	
7	All rooms are universally accessible.	
<b>PLAYGROUND</b>		

# Lakeshore Parks & Recreation Master Plan

A Community Connected by Parks

## Equipment

1	Play equipment is <b>CSA LABELED</b>	
2	All hardware is intact.	
3	Equipment is free of graffiti.	
4	Play equipment signage and appropriate age groups are listed on the equipment.	
5	All equipment is damage free and fully operational.	
6	Equipment is free of rust.	
	Other	

## Play Surfacing

1	Play surfaces are clean and free of debris, leaves and weeds/grass.	
2	Surfaces are well drained.	
3	Rubber surfaces are free of tears or holes and secure to the sub-surface.	
4	Loose surfaces are equally distributed and free of bare spots across the safety surfacing zones.	
	Other	



# Lakeshore Parks & Recreation Master Plan

A Community Connected by Parks

## Borders

1	All borders are intact and securely fastened to the base with no protruding fasteners.	
	Other	

## Decks

1	Surfaces are intact, secure and structurally sound, free of splinters, breaks, and cracks.	
2	All fasteners are flush with the finished surface.	
3	Planks are flat and free of cupping or warping.	
	Other	

## Benches

1	All slats are smooth and securely fastened to the support structure.	
2	All fasteners are flush with the finished surface.	
3	Benches are secure to/in the ground.	
	Other	

# Lakeshore Parks & Recreation Master Plan

A Community Connected by Parks

## PICNIC FACILITIES

### Pavilions

1	Pavilions are clean and free of graffiti.	
2	All lights or outlets are operational.	
3	Pavilions appear pest and rodent free.	
4	Structures are painted, and free of rotten or aged components, rust free with no signs of loose siding or roofing materials.	
5	Signage is clean and free of graffiti.	
6	Pavilions are universally accessible.	
7	Furniture is in the intended location.	
	Other	

### Shelters

1	Shelters are clean and free of graffiti.	
2	All lights or outlets are operational.	
3	Shelters appear pest and rodent free.	

# Lakeshore Parks & Recreation Master Plan

A Community Connected by Parks

4	Shelters are painted, and free of rotten or aged components, rust free with no signs of loose siding or roofing materials.	
5	Signage is clean and free of graffiti.	
6	Shelters are universally accessible.	
	Other	

## Tables

1	Shelters are clean and free of rust and graffiti.	
2	All hardware is intact.	
3	Table structure is intact and properly secured.	
4	Tabletops and seats are smooth and free of rough edges.	
5	Tables are in the intended location.	
	Other	

## Trash Receptacles

1	Trash cans are clean and emptied when full.	
2	All hardware and internal containers are intact.	



# Lakeshore Parks & Recreation Master Plan

A Community Connected by Parks

3	Area around receptacles is clean.	
4	Dog Waste Bag Disposals.	
	Other	

<b>TENNIS/PICKLE BALL COURTS</b>	<b>% of standards ( /14)</b>	
----------------------------------	------------------------------	--

## Surfacing

1	Court surface is smooth, level and well drained.	
2	Court surface is free of cracks, holes and trip hazards.	
3	Court is clearly marked.	
4	Court area is free and clear of debris and graffiti.	
	Other	

## Nets

1	Nets are free of tears.	
2	Nets are properly installed and strapped as required.	
3	Support poles are properly anchored and operational.	

# Lakeshore Parks & Recreation Master Plan

A Community Connected by Parks

Other	
-------	--

## Lights (If applicable)

1	System is operational.	
2	All bulbs are operational.	
3	No exposed wiring.	
Other		

## Fencing

1	Fence mesh is securely fastened to all rail and post poles.	
2	All posts and rails are straight.	
3	Fence is free of holes or tears in the fabric.	
4	All latches are operational.	
Other		

<b>BASKETBALL COURTS</b>	
--------------------------	--

# Lakeshore Parks & Recreation Master Plan

A Community Connected by Parks

## Surfacing

1	Court surface is smooth, level and well drained.	
2	Court surface is free of cracks, holes and trip hazards.	
3	Court is clearly marked.	
4	Court area is free and clear of debris and graffiti.	
	Other	

## Backboards

1	Boards are level with all hardware intact.	
2	Backboards are painted.	
3	Nets are hung and not torn.	
4	Support poles are plum and free of rust and graffiti.	
	Other	



# Lakeshore Parks & Recreation Master Plan

A Community Connected by Parks

## Lights (If applicable)

1	System is operational.	
2	All bulbs are operational.	
3	No exposed wiring.	
	Other	

## SAND VOLLEYBALL COURTS

## Nets

1	Nets are free of tears.	
2	Nets are properly installed and strapped as required.	
3	Support poles are properly anchored and operational.	
	Other	

## Surfaces

1	The court surface is raked, lose sand.	
2	Surface is smooth with no standing water.	

# Lakeshore Parks & Recreation Master Plan

A Community Connected by Parks

3	Surface is free of weeds, grass, litter and debris.	
	Other	

## Borders

1	Borders are well defined and intact.	
	Other	

<b>PARKS: GENERAL STANDARDS</b>		
---------------------------------	--	--

## Grounds

1	Grounds are mowed and trimmed (where applicable).	
2	Parks are free of litter, debris, and graffiti.	
3	Parking lots are clean and free of debris.	
	Other	

# Lakeshore Parks & Recreation Master Plan

A Community Connected by Parks

## Signage

1	Park signs are secure.	
2	ADA signage is secure and visible.	
3	Park rules are secure and noticeable.	
4	Restroom signs are visible	
5	Signs are clean, painted and free of graffiti.	
	Other	

## Plantings

1	Plants are healthy.	
2	Planting beds are free of litter, debris, and weeds.	
3	Mulch.	
	Other	

## Walkways

1	Walkways have a uniform surface, level and free of trip hazards.	
---	--	--



# Lakeshore Parks & Recreation Master Plan

A Community Connected by Parks

2	Walkways are free of litter and debris.	
3	Walkways are clear of weeds and overhead obstructions.	
	Other	

## Trash Receptacles

1	Receptacles are clean.	
2	All hardware is intact.	
3	Area around trash receptacles is clean and free of debris and trash.	
4	Dog waste bags are present.	
	Other	

## Ornamental Fencing

1	All hardware is intact.	
2	Support rails are connected and straight with no excessive bends.	
3	All fasteners are flush with the surface with no exposed sharp points.	
4	Fences are free of rust and graffiti.	

# Lakeshore Parks & Recreation Master Plan

A Community Connected by Parks

5	Gates and latches are operational	
	Other	

## Chain Link Fencing

1	All hardware is intact.	
2	Support rails are connected and straight.	
3	All fasteners are flush with the surface with no exposed sharp points.	
4	Fences are free of holes, rust, and damage.	
5	Fabric is straight and free of bending or sagging.	
	Other	

## Wood Fencing

1	Fences are intact and free of deterioration.	
2	Nails, bolts, and screws are flush with the surface with no exposed sharp points.	
3	No excessive cracks or splintering.	
4	Fences are free of graffiti.	
	Other	

## Bridges

1	Uniform surfaces free of trip hazards.	
2	Material is structurally sound, free of cracking and warping.	
3	All handrails are intact.	
	Other	

## Athletic Multi-Purpose Areas

1	Areas are free of debris and litter.	
2	Areas are mowed to the appropriate height.	
3	Uniform surface and well drained.	
4	Areas are equipped with trash receptacles.	
5	Equipment is properly secured in place.	
6	Nets are in good condition free of holes and tears.	
	Other	